

Adopt South Summary Report

With Hampshire County Council Highlights

Data and Comparisons to projected targets Year 3 2021-2022

Presented by

Rachel Reynolds
Head of Adopt South
September 2022



Since we started in April 2019:

- 518 children have had families identified
- 223 of these children have been Hard to Place
- 319 children formally linked*
- 339 families approved
- 7,296 enquiries to the Adoption Support Team
- Stage 1 timescales 1.7 months
- Stage 2 timescales 3.7 months

* Impacted by Covid and Somerset Judgement

How does Adopt South compare to 31 RAAs?

- Lowest number of children waiting
- Approved the 2nd highest number of adopters
- Our adopters spent less time than any other RAA from enquiry to Stage 1
- Only RAA who achieved both Stage 1 and Stage 2 in timescales
- We placed more children with in-house adopters than any other RAA
- We spent less on interagency placements



ASGLB data April 2020 - March 2021



Executive Summary - Year 3 2021-2022 – Annual Results

Adopt South's Year 3 has achieved excellent outcomes for both the adopter's and children's journeys:

Adopter's Journey & Adoption Support

- ↑ Enquiries **23% above** 589 target (727)
 - Face to Face – walk in events resumed
 - Achieved **93%** RAA Mystery Shopper Score
 - High advocacy levels from the public and business supporters
 - #IssyandEvie and ongoing sibling campaigns
- ↑ Adoption Information Sessions - **35% above** 383 target (516)
- **94%** of Registration of Interest Forms- 174 target achieved (164)
- **101** Adopters approved – 92% of target
 - **34%** (34) adopters approved for sibling groups
 - **35%** (35) adopters approved for Fostering for Adoption
- Average Assessment to Approval Conversion Rate is **above target at 66%**, against a target of 64%.
- **9** adopters sold generating **£265,289.49** +97% above target
- *Overall assessment timescales Stage 1 – 1.7 months*
- *Overall assessment timescales Stage 2 – 3.7 months*
- *Overall assessment journey 5.4 months*
- **3,378** enquiries to Adoption Support
- **£783,714.82** approved by the Adoption Support Fund +59% on Year 2
- **£45,726** of income generated from therapeutic courses

Children's Journey

- **220** children with families identified + 47% on Y2
- **117** of these have been Hard to Place (53% of total) +89% on Y2
- **93** children have been formally linked to **77** families
- **37** siblings groups have had families identified +61% on Y2
- **18** children over the age of 5 years
- **25** children placed in Fostering for Adoption placements - **£67,000** saving to LAs
- Just **6** children with no potential links
- Just **4** children placed externally at **£120,689** (*only 48% of budget*)
- **354 days** for Scorecard 10, well below the government's guidance
- **123 days** for Scorecard 2, just 2 days outside of the government's guidance
- **135** Children's Plans sent to ADM
- **123** Placement Orders Made (31% increase on Y2)
- **38** adopter mentors

Contents

Executive Summary - Year 3 2021-2022 – Annual Results	3
Adopt South’s Third Year	6
Introduction	6
Children’s Journey.....	6
Adopter Journey.....	7
Recruitment	7
Stage 1.....	8
Stage 2.....	8
Adoption Support.....	9
Adoption Support Fund.....	10
Adoption Support for Adults	10
Adoption Information Exchange	10
Advantages of More Local Placements.....	10
Low Interagency Spend/High Number of Adopters Sold	11
Timely Matching/Scorecards	11
Strength of Comparisons with other Regional Adoption Agencies	11
Hampshire County Council – Local Authority Information 2020-2021	12
Recruitment	12
Marketing and Communications Activity.....	12
Children’s Journey.....	12
Adopt South’s Year 3 - Q4 Data	14
Adopter’s Journey: Enquiry to Approval.....	14
Enquiries.....	14
Adoption Information Sessions (AIS)	15
Pre-Stage Visits (PSV)	16
Registration of Interest Forms (RIF’s) Returned	17
Number of Households forwarded to Assessment.....	18
Number of Households progressed to Stage 2 Assessment	19
Households Approved.....	20
Adopters approved for Fostering for Adoption (FfA)	21
Adopters approved for Sibling Groups.....	22
Enquiry to Approval Conversion Rates	23
Available Adopters.....	25
Timescales- Registration of Interest Form (RIF).....	26
Timescales - Stage 1	27
Timescales - Stage 2	28

Timescales- Overall Adoption Journey.....	29
Family Finding	30
Hard to Place Children who have had families identified.....	31
Ages of Children who have had families identified	32
Number of Children under the age of 2 years	32
Number of Children between 2 – 5 years	33
Number of Children over 5 years.....	34
Number of Sibling Groups Matched	35
Children with no potential links	36
Children’s Information: Children’s Plans to Adoption Order	37
Children’s Plans referred to ADM/Relinquished Children to Panel	37
Summary of Placement Orders	38
Children Placed- Fostering for Adoption.....	39
Children formally linked.....	40
Adoption Orders.....	41
Disruptions - Pre-Adoption Order	42
Comparison of Scorecard 1/Scorecard 10	43
Comparison of Scorecard 2	45
Adoption Support- Activity	46
Referrals/Enquiries to Adopt South’s Advice and Support Line	46
Adoption Support Needs Assessments (ASNA’s), including ASNA Reviews	47
Adoption Support Needs Assessments – Timescales.....	48
Adoption Support – Caseloads.....	50
Adoption Support – Caseloads (Cont’d).....	51
Adoption Support Offer - Comparison Table	52
Universal Services delivered in 2021/22	54
Adoption Information Exchange	56
Adoption Support for Adults.....	57
Spending and Potential Saving Comparisons.....	58
Children Placed Externally	58
Interagency	59
Income Generated through Training	60

Adopt South's Third Year

Introduction

Adopt South's third year has continued to be strong and we have seen some significant achievements.

The ASGLB data (April 2020- March 2021) shows that Adopt South approved the second highest number of adopters out of all 31 Regional Adoption Agencies and had the lowest number of children waiting.

Children's Journey

Families have been identified for **220** children and the excellent news is that this has included matches being identified for **117** hard to place children, including **37** sibling groups and **18** children over the age of **5** years.

- **114** Hampshire children
- **11** Isle of Wight children
- **36** Portsmouth children
- **59** Southampton children

There were **93** children formally linked with **77** families. There are just **6** children with Placement Orders who currently have no potential links, and who Adopt South are actively family finding for.

Our third year has seen a significant increase in Placement Orders being granted. The delays with the courts due to COVID-19 last year, saw Children's Plans delayed in court. There have been **123** Placement Orders during Year 3, compared to **94** during Adopt South's second year and **97** in Adopt South's first year. Hampshire and Southampton saw the steepest increase with **60** Placement Orders being granted in Hampshire (compared to **49** last year) and **38** in Southampton (compared to **18** last year).

Year 3 saw an average across the 4 Local Authorities of 354 days for Scorecard 10, which is well below the government's guidance of 426 days.

Year 3 saw an average across the 4 Local Authorities of 123 days for Scorecard 2, just 2 days outside of the government's guidance of 121 days.

Adopt South's third year has also seen an increase in Children's Plans being referred to the LA Agency Decision Maker with **135** being referred. This compares to **130** during our second year and **122** during our first year. Southampton has seen the steepest rise with **38** referred, compared to **28** during last year and **27** the previous year. These high numbers will no doubt lead to a continuing high number of Placement Orders in Year 4.

Since the launch of Adopt South, **319** children have been formally linked with adoptive families. Of these, **167** have been HCC children; **24** IOW children; **50** PCC children; **78** SCC children.

Adopter Journey

Year 3 saw **101** new adoptive households approved. Since the launch of Adopt South, **339** adoptive households have, therefore, been approved.

Recruitment

Our third year has continued to see a very encouraging level of enquiries at the recruitment stage;

- **727** enquiries were received, **23%** above our annual target of 589.
- **516** households attended an Adoption Information Session, **35%** above our annual target of 383 households.
- **257** Pre-Stage Visits were undertaken, **3.2%** above our annual target of 249.
- **164** Registration of Interest Forms were returned.

The success of Year 3 has resulted in **153** new households being forwarded to assessment which is an excellent number and has resulted in a conversion rate from enquiry (727) to assessment (153) of **21%**.

In the third year, we made significant changes to our messages at the front door with greater emphasis on sibling groups, toddlers, children in primary school and children with additional needs, progressing with prospective adopters who were able to consider the children waiting for forever homes.

Since the launch of Adopt South, 587 households have progressed to assessment.

New initiatives which included our ***Speak to An Adopter*** sessions and the sticky chat button on our website, giving users three options to either call, *Arrange a Chat* or *Speak to An Adopter*, have been successful in driving recruitment, especially when there was no face-to-face route.

Our first live ***Adoption Webinar*** was also launched at the start of Year 3 which was hugely successful and monthly webinars are now taking place.

There is no doubt that our dedicated Recruitment Team, which includes two marketing specialists and a community project worker, have continued to help bring in some significant results. They are a very passionate, innovative team, who offer excellent customer service, always ensuring they call potential applicants back and arrange a visit without delay, at a time of the applicant's choice. This always includes a choice of weekends and evenings, as well as weekdays.

Our third year has continued to see many positive comments and feedback on social media from adopters about the service they have received, helping build Adopt South's reputation and has

encouraged other potential adopters to progress with Adopt South, rather than with neighbouring Agencies.

Stage 1

The Stage 1 team have progressed the **153** households during Year 3 and have continued to support them to build their skills. They have ensured all applicants have had at least one session of Virtual Reality to increase their understanding of the needs of adopted children.

*Stage 1 timescales have averaged **1.7 months** in Year 3, remaining well within the government expectation of 2 months.*

The ASGLB data (April 2020- March 2021) shows that last year, Adopt South was 1 out of just 2 Regional Adoption Agencies who averaged Stage 1 in timescales. It also shows that Adopt South adopters spend less time than any other RAA from enquiry to Stage 1.

The specialised team have continued to encourage new applicants to consider placements of siblings, older children and children with additional needs, giving greater scope for placement.

Stage 2

*Overall timescales of Stage 2 assessments achieved **3.7 months**, continuing to be well within the government expectation of 4 months.*

The ASGLB data (April 2020- March 2021) shows that last year, Adopt South was 1 out of just 5 RAA's who averaged Stage 2 in timescales. We were the only RAA, however, who achieved both Stage 1 and Stage 2 in timescales.

Regarding the overall adoption journey, the average timescale was **5.4** months and remains well within the government expectation of 6 months.

Following a child being placed, all adopters are encouraged to attend a therapeutic parenting course (Adopting Changes/Adopting Little Changes) to provide them with a toolkit of strategies they can draw upon to support them with caring for their adopted child.

Year 2 saw a pilot being rolled out, 'Stepping-Stones', a peer support group, which has quickly grown and a regular cohort of prospective adopters now attend once a week.

Very positive feedback has continued to be received with regard to how equipped adopters feel to care for their adopted child, which is borne out in the very low disruption rate since the commencement of Adopt South.

Adopt South's Mentoring Scheme has remained a strength with **181** families receiving support by **38** Adopter Mentors at the end of March 2022. Continuous development of the service now includes bespoke and targeted one-off consultations with Mentors who are experienced in specific areas of adoption. A total of 44 consultations covered challenging behaviour, Foetal Alcohol Syndrome, unknown future needs, supporting heritage and culture, parental mental health and meeting birth parents as well as live Q&A sessions; **149** Prospective Adopters joined the sessions.

The Fostering Buddy Scheme was created to bridge the gap for Prospective Adopters who were struggling to gain childcare experience due to COVID-19. In Year 3, **10** Foster Carer Buddies carried out **95** chats.

Adoption Support

During Year 3, the high demand for adoption support continued, with **3,378** enquiries to the Advice and Support Line. This is an increase of just 3% on the same period last year and supports the position that the enquiries to the Advice and Support Line are stabilising.

In Adopt South's second year, the total number of enquiries to the Advice and Support Line was 3,268. When compared to the total of 650 enquiries in Adopt South's first year, this was a 402% increase.

Since the launch of Adopt South, a total of **7,296** enquiries have, therefore, been made to the Advice and Support Line.

A total of **267** Adoption Support Needs Assessments (ASNA's) have been completed, a reduction of 8% on the same period in Year 2. The reduction in ASNA's suggests that the cases requiring an assessment are reducing, due to the wide offer that is available to families without the need to be open to a social worker.

During Year 3;

- **115** adoptive parents attended a workshop
- **44** adoptive parents attended a Coffee and Chat
- **26** of the **37** available consultation slots were used
- **21** adoptive parents attended a Face-to-Face support group
- **296** places were used by children and young people attending one of the Groundwork Fusion activities for young people
- **49** Educational Psychologist consultations were provided
- **18** Video Interaction Guidance packages were allocated.

At the end of Year 3, there were **367** adoption support cases open, an increase of 3% on the 357 adoption support cases open at the end of Year 2.

*During Year 3, **528** children and young people were open to a social worker and accessed an adoption support plan, a decrease of 5% compared to Year 2.*

Adoption Support Fund

During our third year, **313** applications were approved by the Adoption Support Fund, with a total amount of **£783,714.82** being approved. (A **59%** increase compared to regular applications approved last year).

This compares to £493,424.16 being approved in relation to regular applications for therapeutic interventions in our second year and a total of £572,555 when taking the COVID-19 ASF Scheme into consideration. During Adopt South's first year, £720,548 was approved.

Adoption Support for Adults

Adoption Support for Adults came into scope of Adopt South in April 2021. Initially it came in 'as is' but processes were quickly reviewed, and the new Adopt South Service for Adults went live on the 1st June 2021.

The work in this area supports adopted adults and birth relatives and those with a prescribed relationship to a deceased adopted adult, around accessing birth certificate information, access to adoption records and intermediary services.

Neither Southampton or the IOW provided intermediary services previously, and therefore the offer across the region has now improved.

During Year 3, **575** enquiries were made in relation to adult work, which led to **142** new referrals. **174** cases were allocated.

At the end of Year 3, there were **110** open cases.

Adoption Information Exchange

Adoption Information Exchange and direct/indirect contact also came into scope of Adopt South in April 2021.

At the end of Year 3, there were **6,138** active exchanges across the region.

Advantages of More Local Placements

With only **4** children (out of 93) being placed externally during Year 3 and just **3** (out of 118) and **4** (out of 108) in Year's 1 and 2, noticeable advantages have continued to be seen. These include the

impact on staff time and significantly reduced travel, along with adoptive families being more able to access local adoption support.

Low Interagency Spend/High Number of Adopters Sold

With just 4 external placements being purchased during Adopt South’s third year, at a cost of **£120,689**, interagency spend has remained low and well within budget.

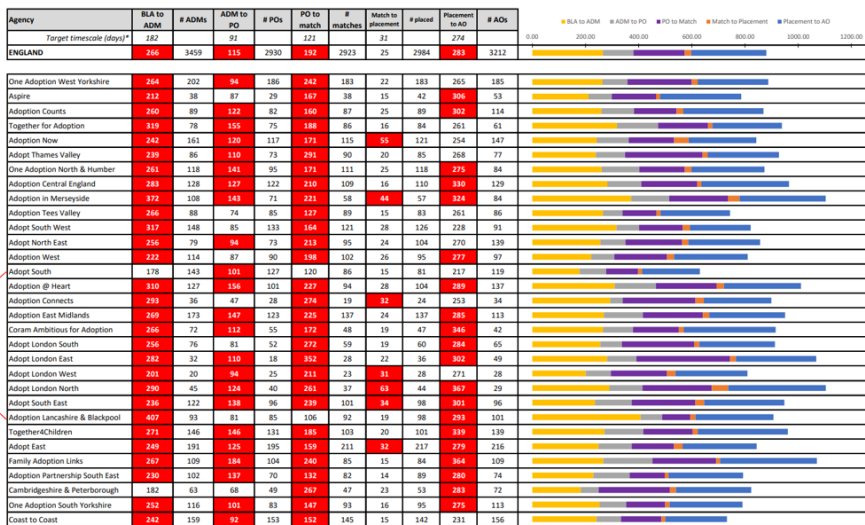
Although the current income target for sold adopters is £135,000, based on 5 placements of children from other RAA’s with Adopt South adopters, at the end of Year 3, 9 adopters have been sold for a total of 12 children, generating an income of **£265,289.49**.

Timely Matching/Scorecards

During Year 3, we have continued to see strong evidence of timely matching.

The most recent data insights (ASGLB – April 2022) have highlighted Adopt South as finding matches quickly.

Timescales: children



Adopt South and Adoption Lancashire & Blackpool are finding matches quickly!

It's taking longer to make BIDs than in 2020 (245 days); and POs (108 days)...
...though matches are quicker (216 days)

No impact yet nationally on time to place children following match. Was 27 days in 2020...
...but some RAAs do seem to be experiencing delays

ASGLB

Adoption and Special Guardianship Leadership Board

coram.i
Insight • Innovation

Strength of Comparisons with other Regional Adoption Agencies

The Adoption and Special Guardianship Leadership Board (ASGLB) data which has been published for last year (April 2020 - March 2021) shows that out of the 31 Regional Adoption Agencies:

- Adopt South had the lowest number of children waiting.
- Adopt South approved the second highest number of adopters.
- Our adopters spent less time than any other RAA from enquiry to Stage 1.
- Adopt South was one out of just two RAA's who averaged Stage 1 in timescales.
- Adopt South was one of just five RAA's who averaged Stage 2 in timescales.
- We were the only RAA who achieved both Stage 1 and Stage 2 in timescales.
- Adopt South placed more children with in-house adopters than any other RAA, spending less on interagency placements. Across the RAA's, there was an average of 31% of children placed externally, compared to just 3.7% for Adopt South.
- There were only two RAA's who placed more children than Adopt South in FfA placements.
- Adopt South was one of just eight who had Scorecard 1 under Government guidance.
- Although our Scorecard 2 averaged slightly outside of Government guidance, all RAA's averaged outside of this. Only 5 RAA's averaged lower than us.

Hampshire County Council – Local Authority Information 2020-2021

Recruitment

Marketing and Communications Activity

- Events – Winchester, Romsey, Cosham
- ABP Southampton and Great South Run (the latter brings people from all across the region)
- Newsquest Titles – Hampshire Chronicle, Daily Echo, Basingstoke Gazette & Andover Advertiser
- Basingstoke Observer
- Hampshire Live and Aldershot News and Mail
- Parish Magazines to the north of the County
- Global – Capital Radio/Heart FM
- Bauer – Greatest Hits Radio (South Coast)
- Outreach Radio – local community station
- Social Media sponsored ads in north of the County
- 3D Reach – mobile advertising
- All major media owners – #IssyandEvie Campaign
- Social Media – Hashtags with HCC to reach users of Facebook/Instagram
- Messaging - greater emphasis on sibling groups + Radio and Digital Advertorials

Children's Journey

Children's Plans ADM	Pre- Adopt South	Yr 1	Diff	Year 2	% Diff	Year 3	% Diff
	70	56	-20%	74	32%	68	-8%

Placement Orders	Pre- Adopt South	Yr 1	Diff	Year 2	% Diff	Year 3	% Diff
	64	47	-27%	49	4%	60	22%

Children Formally Linked	Pre- Adopt South	Yr 1	Diff	Year 2	% Diff	Year 3	% Diff
	64	64	0%	49	-23%	54	10%

Children Placed	Pre- Adopt South	Yr 1	Diff	Year 2	% Diff	Year 3	% Diff
Internal	63	62	-2%	48	-23%	52	8%
External	1	2	100%	1	-50%	2	100%

Children with no potential links	Pre- Adopt South	Yr 1	Diff	Year 2	% Diff	Year 3	% Diff
	7	4	-42%	0	-100%	0	0%

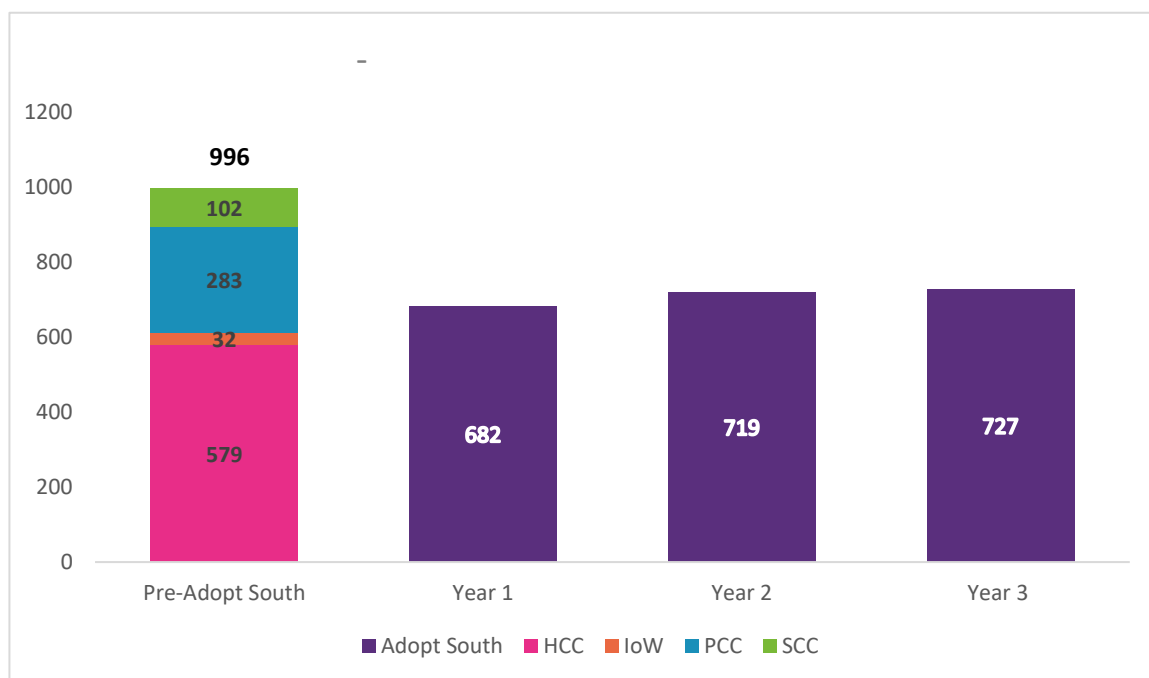
Children with Adoption Order	Pre- Adopt South	Yr 1	Diff	Year 2	% Diff	Year 3	% Diff
	69	70	1%	53	-24%	43	-19%

Adopt South's Year 3 - Q4 Data

Adopter's Journey: Enquiry to Approval

Enquiries

Table 1.1

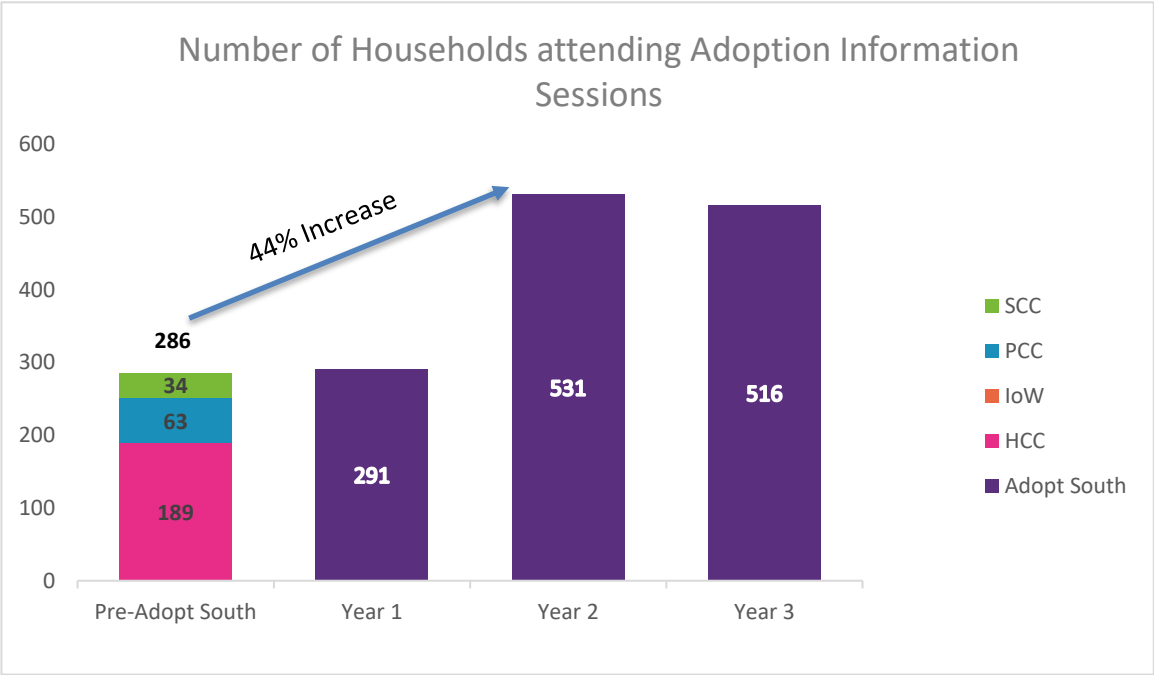


Commentary:

- A total of 727 enquiries have been received during Adopt South's third year, 23% above our annual target of 589 enquiries per year.
- Although enquiries have reduced since Pre-Adopt South, targeted advertising has led to a significantly improved conversion rate.
- Pre-Adopt South conversion to approval was at 9%; over the first two years with Adopt South the conversion rate averaged 17%, and 14% in Year 3 with a revised target for 2021/22.
- Although Year 3's conversion rate is lower than the average across our first two years, it reflects our change in messages at the front door and only progressing with prospective adopters who are able to consider the children we have waiting, siblings, older children and children with complex needs.

Adoption Information Sessions (AIS)

Table 1.2

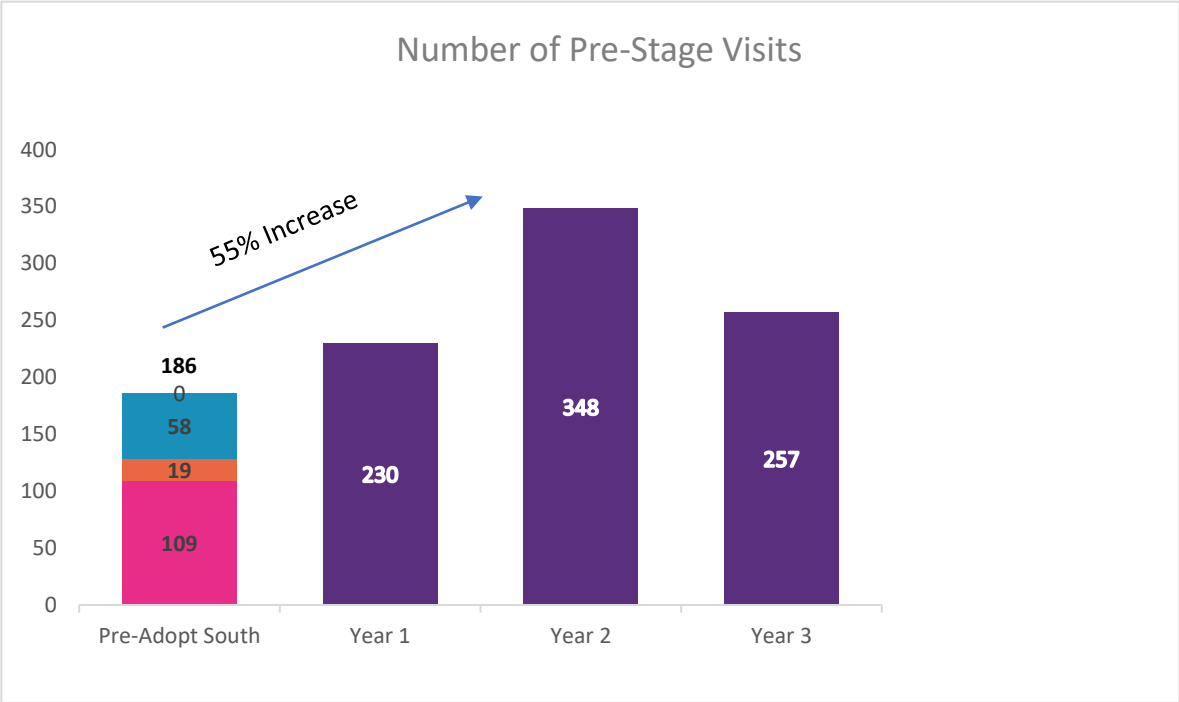


Commentary:

- 516 households attended an Adoption Information Session during Adopt South’s third year, 35% above our annual target of 383 households per year.
- The number of households attending Adoption Information Sessions increased by an average of 44% over Adopt South’s Year 1 and 2 from Pre-Adopt South. $(291+531/2 = 411 \text{ AIS})$

Pre-Stage Visits (PSV)

Table 1.3

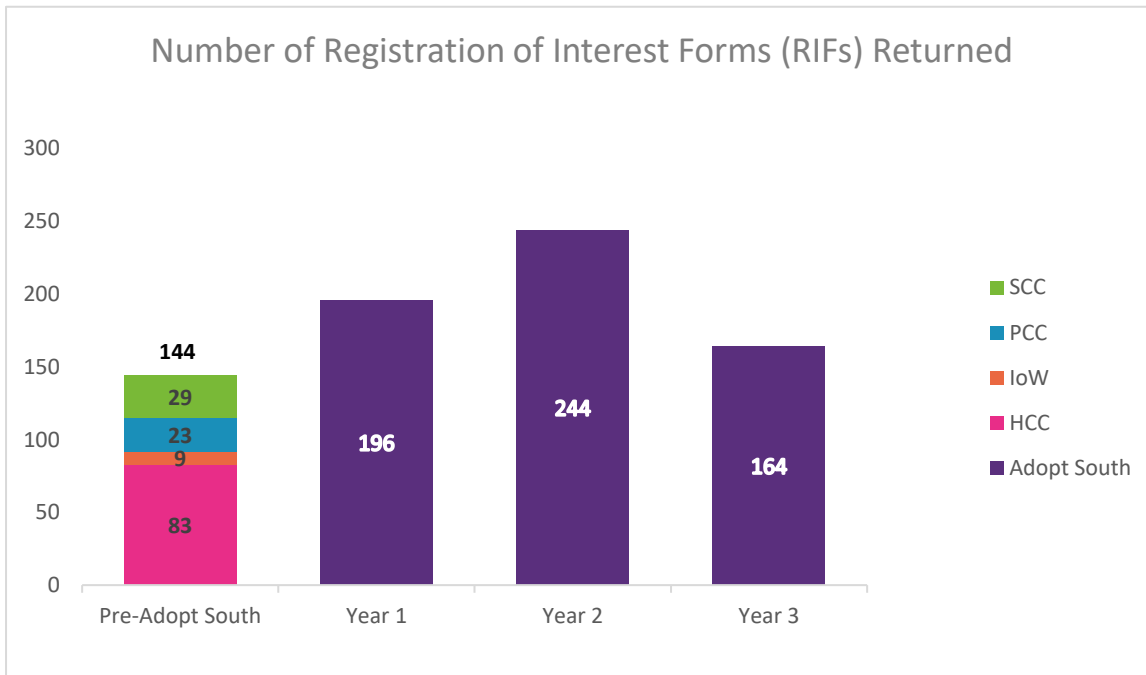


Commentary:

- 257 Pre-Stage Visits were undertaken during Adopt South’s third year, 3.2% above our annual target of 249 per year.
- Pre-Stage Visits increased from Year 1 to Year 2 by 55%. (A total of 230 in Year 1, compared to 348 households in Year 2).

Registration of Interest Forms (RIF's) Returned

Table 1.4

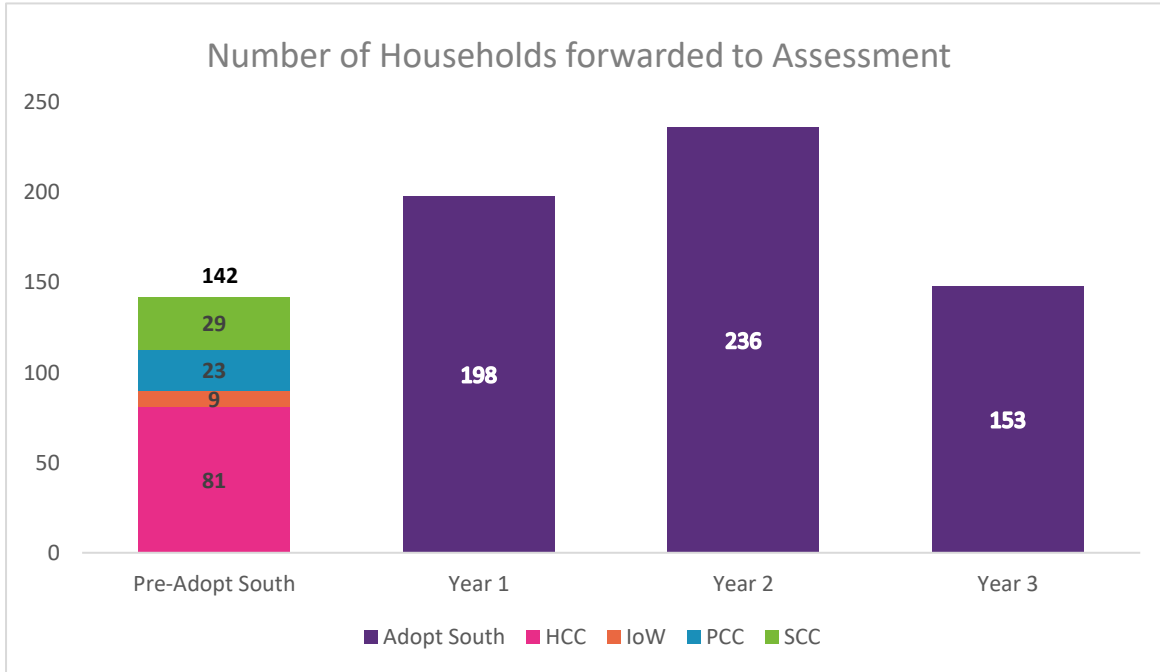


Commentary:

- 164 Registration of Interest Forms were returned during Adopt South's third year, just ten households (6%) less than our annual target of 174 per year.
- The number of Registration of Interest Forms returned increased by 36% in Year 1 and 69% in Year 2. (A total of 144 were returned Pre-Adopt South, compared to 196 in Year 1 and 244 in Year 2).

Number of Households forwarded to Assessment

Table 1.5

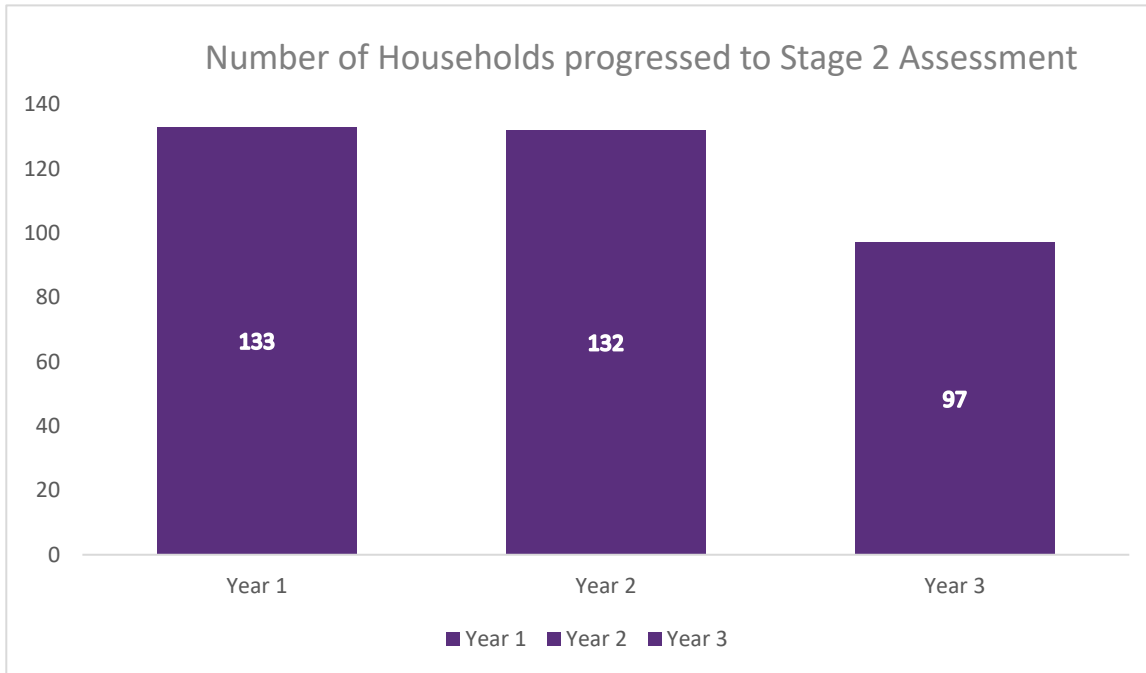


Commentary:

- 153 households were forwarded to assessment during Adopt South’s third year, just 11% less than our annual target of 171.
- The number of households forwarded to assessment increased by 53% on average during Adopt South’s first two years. (A total of 142 households progressed Pre-Adopt South, compared to 236 households in Year 2).
- Pre-Adopt South conversion rate from enquiry to assessment was 14%; over Adopt South’s first two years, it averaged 31%. During Year 3, it is 21% based on a new target adjustment.
- Although the number of households forwarded to assessment during Year 3 is lower than our first two years, this, again, reflects our change in messages at the front door and only progressing with prospective adopters who are able to consider the children we have waiting, siblings, older children and children with complex needs.
- ***Specifically targeting to recruit adopters for sibling groups in Year 3 has had great success, with families being identified for 37 sibling groups since April 2021.***

Number of Households progressed to Stage 2 Assessment

Table 1.6

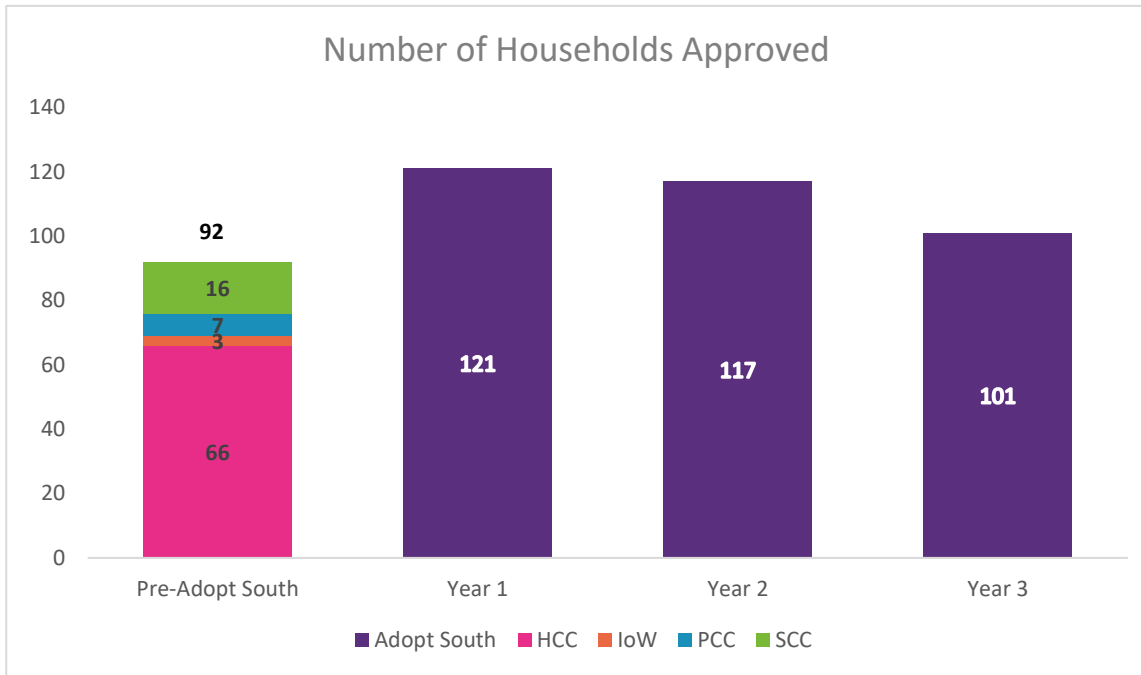


Commentary:

- 97 households were forwarded to Stage 2 assessment during Adopt South’s third year, slightly below our annual target of 119.
- The service target was to approve 110 new adoptive households this year. To allow for a potential 8% closure rate this equated to 119 assessments transferring to Stage 2 over the year. On average, this meant that 10 assessments per month needed to transfer from Stage 1 to Stage 2 for full assessment and equated to 30 assessments per quarter.
- 132 households progressed to Stage 2 in Adopt South’s second year and 133 in Adopt South’s first year.
- Although the number of households forwarded to Stage 2 assessment during Year 3 is lower than our first two years, it reflects the targeted work undertaken by the Recruitment and Stage 1 teams and the considerations from applicants who are more suited to the needs of the children waiting to be matched. There is presently a sufficient number of available prospective adopters to match with younger children. Having a focus on assessment, support and development of prospective adopters for sibling groups and older children allows us to ensure there is sufficient resource to match the children who are waiting.

Households Approved

Table 1.7

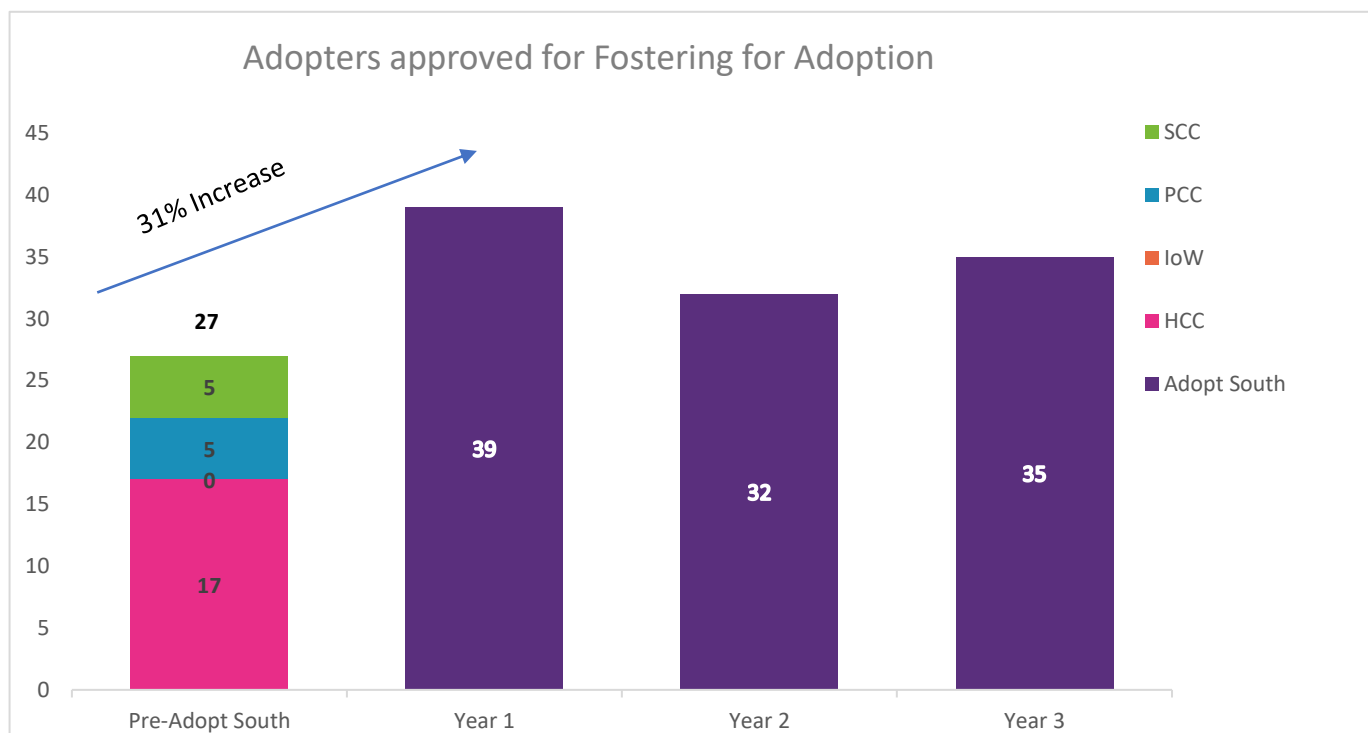


Commentary:

- 101 new adoptive households were approved during Adopt South’s third year, just nine less (92%) than our annual target of 110.
- The number of adopters approved increased by an average of 29% from Pre-Adopt South to the end of Year 2. (A total of 92 adoptive households were approved Pre-Adopt South, compared to 121 in Year 1 and 117 in Year 2).
- 339 adoptive households have, therefore, been approved since the launch of Adopt South, providing greater choice of matching.
- ***The ASGLB data (April 2020- March 2021) shows that Adopt South approved the second highest number of adopters out of all 31 RAA’s last year.***

Adopters approved for Fostering for Adoption (FfA)

Table 1.8

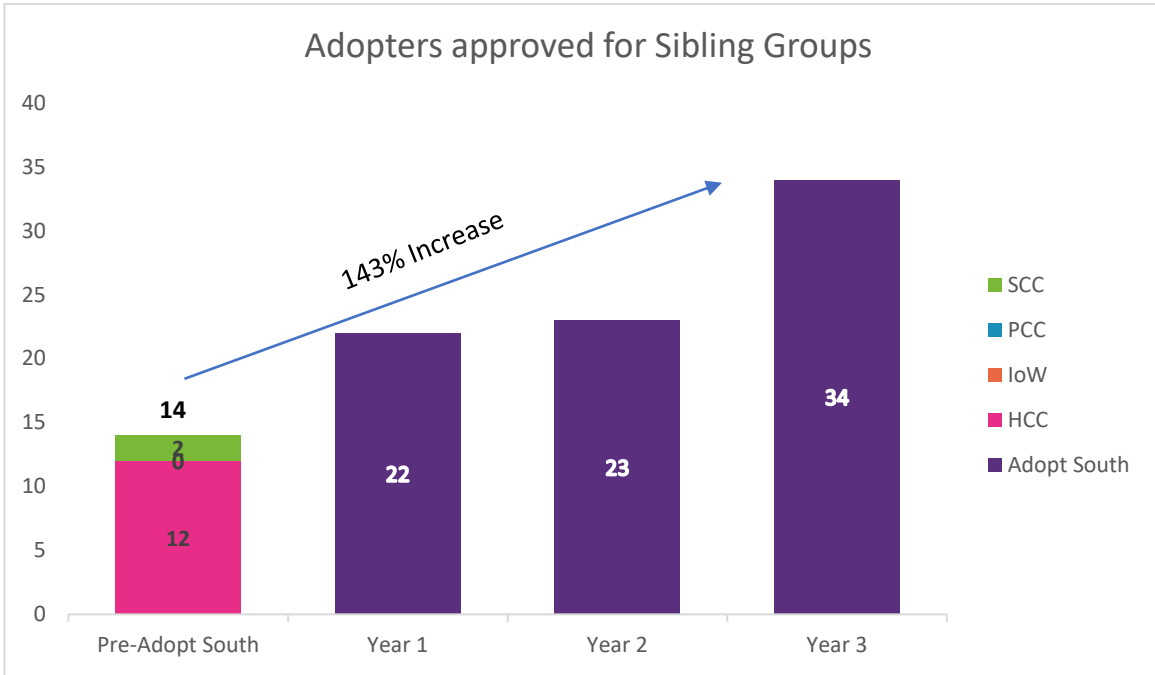


Commentary:

- Out of the 101 new adoptive households approved during Adopt South's third year, 35 (35%) were approved for FfA.
- 39 adopters were approved for FfA in Year 1 and 32 in Year 2, compared to 27 Pre-Adopt South, an average increase of 31%.
- In addition to increased stability and reduced number of placements for an adoptive child, there is a reduction of costs.

Adopters approved for Sibling Groups

Table 1.9



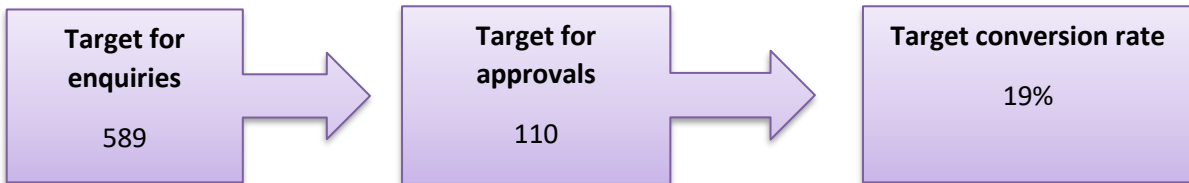
Commentary:

- Out of the 101 new adoptive households approved during Adopt South’s third year, 34 (34%) were approved for Sibling Groups.
- 22 adopters (out of the 121 approved) were approved for Sibling Groups in Year 1 and 23 (out of the 117 approved) in Year 2, compared to 14 Pre-Adopt South, an average increase of 61%.
- The IOW and PCC did not approve any for Sibling Groups in 2018/19.

Enquiry to Approval Conversion Rates

Table 1.10

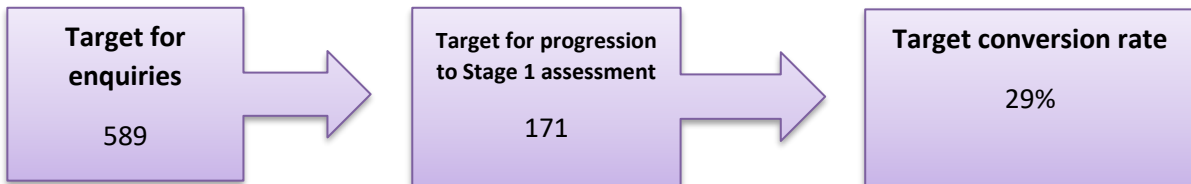
Target enquiry to approval - per year



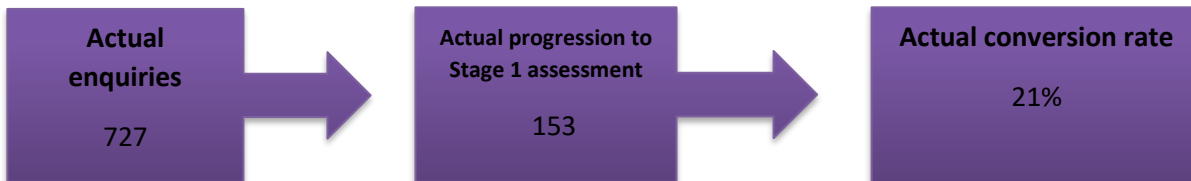
Actual enquiry to approval – per year



Target enquiry to assessment – per year



Actual enquiry to assessment – per year



Target assessment to approval – per year



Actual assessment to approval – per year

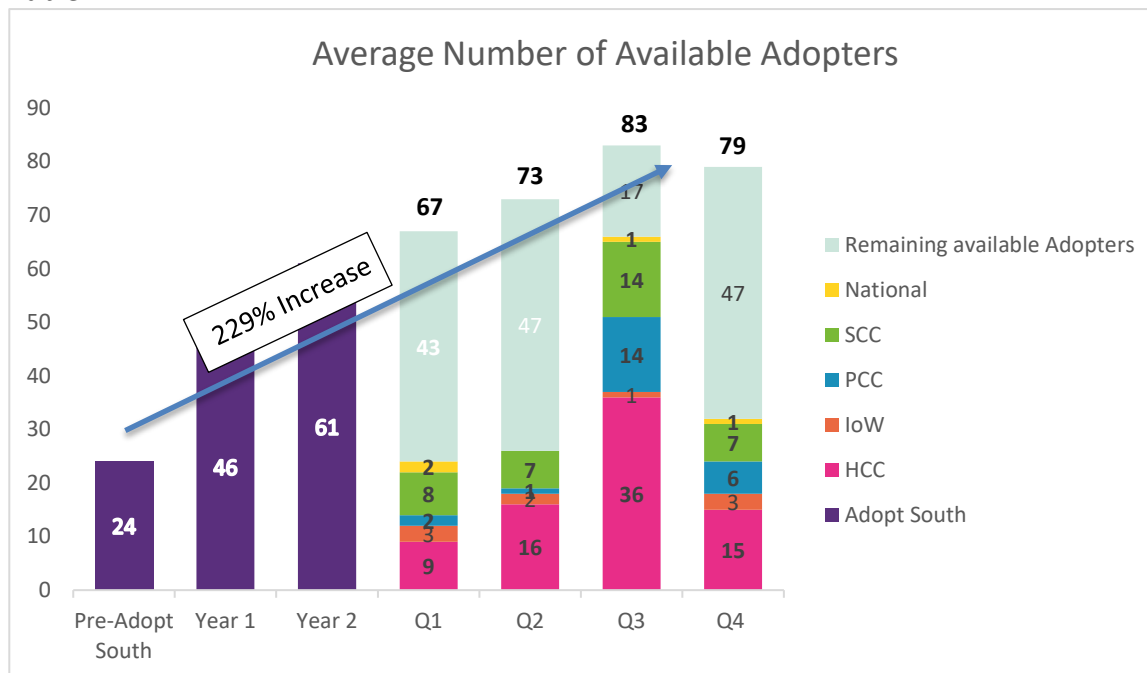


Commentary:

- The target conversion rates allow for a 17.5% closure rate in Stage 1 and an 8% closure rate in Stage 2.
- Average Enquiry to Approval Conversion Rate for Adopt South's first two years was 17%, compared to 9% Pre-Adopt South.
- Average Enquiry to Approval Conversion Rate for Adopt South's third year is 14% against a target of 19%.
- The lower conversion rate in Year 3 reflects the high number of enquiries during the year and the lower number progressing due to the change in messages at the front door.
- **Average Assessment to Approval Conversion Rate for Adopt South's third year is above target at 66%, against a target of 64%.**

Available Adopters

Table 1.11

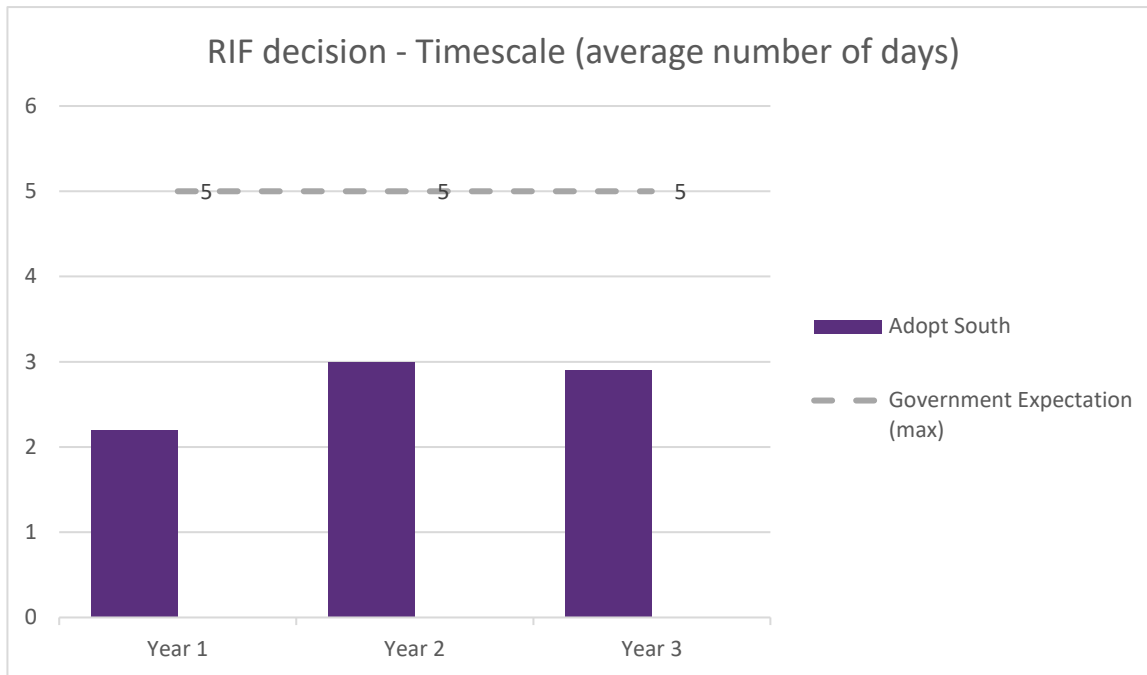


Commentary:

- At the end of Year 2, there were 61 adopters available compared to 24 at the inception of Adopt South, an average increase of 123%.
- This has increased to 79 at the end of Year 3. However, 32 of these have been pre-linked with children either with Placement Orders or awaiting Placement Orders.
- A larger pool of adopters has increased choice and has led to better matches for children, reducing the need to purchase adopters externally.

Timescales- Registration of Interest Form (RIF)

Table 1.12

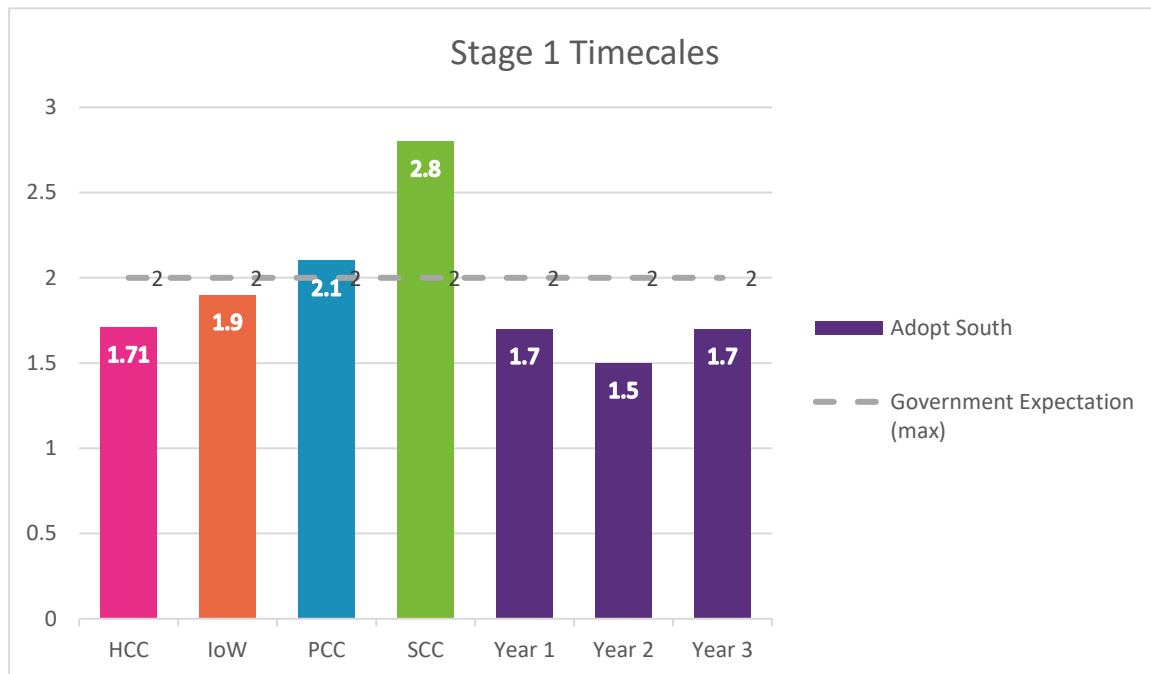


Commentary:

- Registration of Interest Form timescales have continued to average well within government timescales during Adopt South's third year.
- Similarly, Adopt South's first and second year averaged well within the government timescale of 5 days.
- ***The ASGLB data (April 2020- March 2021) shows that Adopt South was the only RAA out of all 31 RAA's who met the 5-day timescale last year and had the lowest number of days from enquiry to RIF.***

Timescales - Stage 1

Table 1.13

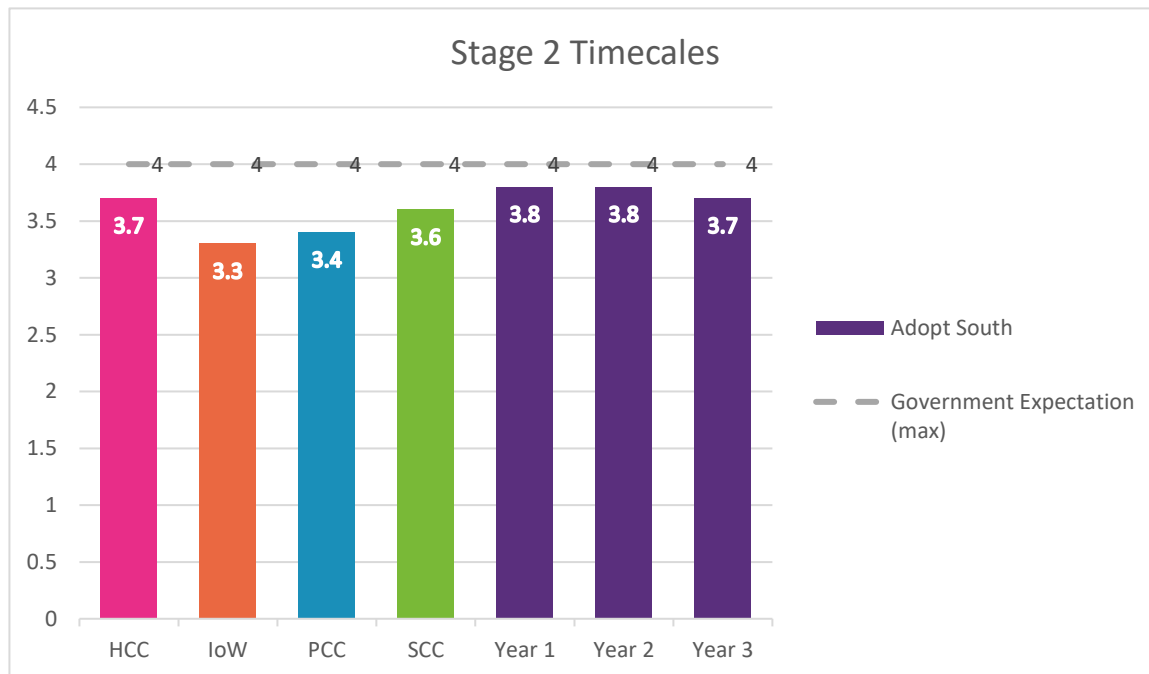


Commentary:

- Stage 1 timescales have continued to average well within government timescales during Adopt South's third year.
- Similarly, Stage 1 timescales averaged well within government timescales during Adopt South's first and second year.
- PCC and SCC averaged outside of timescales Pre-Adopt South.
- ***The ASGLB data (April 2020- March 2021) shows that last year, Adopt South was 1 out of just 2 RAA's who averaged Stage 1 in timescales. However, it is interesting to note, that Adopt South processed 236 Stage 1 cases and progressed these in timescales, compared to the other RAA's (Adopt London South's) 34!***

Timescales - Stage 2

Table 1.14

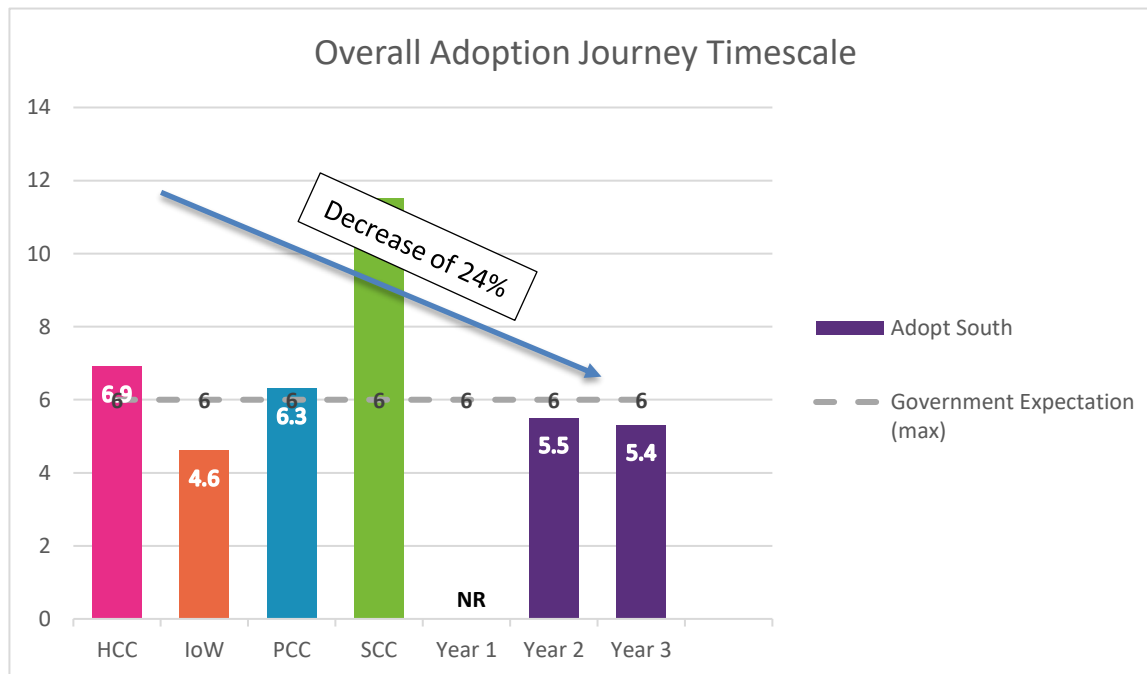


Commentary:

- Stage 2 timescales have continued to average well within government timescales during Adopt South’s third year.
- Similarly, Stage 2 timescales averaged well within government timescales during Adopt South’s first and second year.
- SCC averaged outside of timescales Pre-Adopt South.
- ***The ASGLB data (April 2020- March 2021) shows that last year, Adopt South was 1 out of just 5 RAA’s who averaged Stage 2 in timescales. We were the only RAA, however, who achieved both Stage 1 and Stage 2 in timescales.***

Timescales- Overall Adoption Journey

Table 1.15



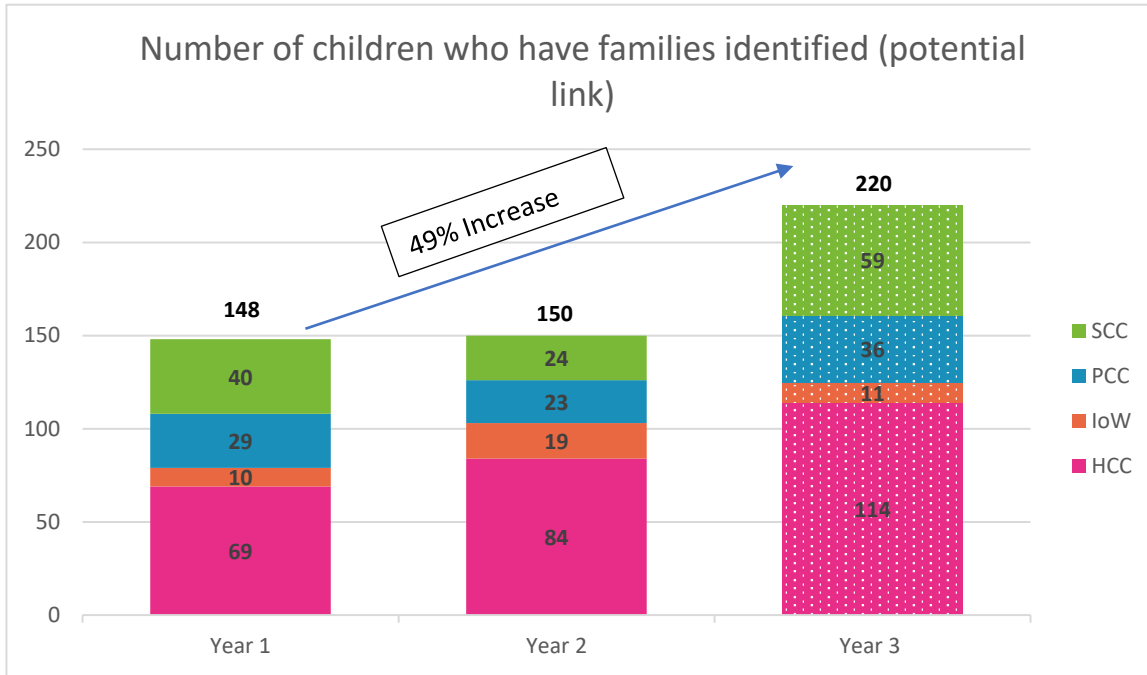
Commentary:

- The overall adoption journey continued to average well within government timescales during Adopt South’s third year.
- Similarly, the overall adoption journey averaged well within government timescales during Adopt South’s second year.
- The IOW was the only Local Authority where the average overall adoption journey was within government timescales Pre-Adopt South.
- SCC had an overall timescale of almost double at 11.5 months Pre-Adopt South and timescales by the end of Year 2, were, therefore, reduced by 52%, and are now reduced further.

Family Finding

Children who have had families identified

Table 2.1

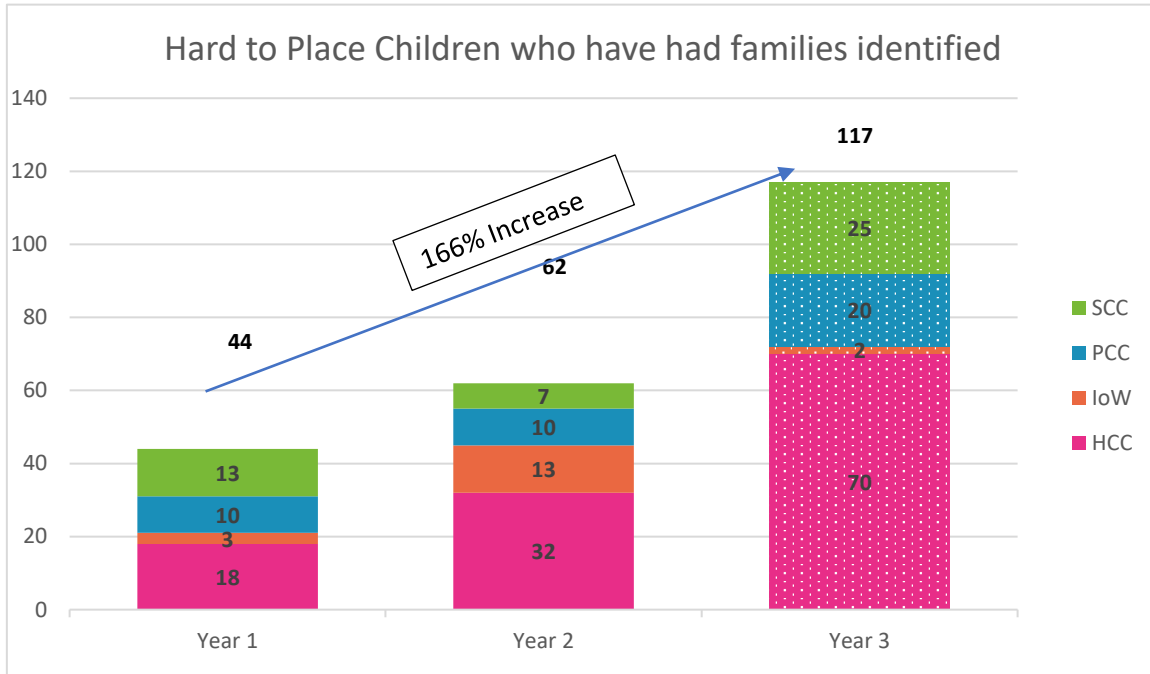


Commentary:

- **220** children had families identified during Adopt South's third year.
- This compares to **150** children having families identified in Year 2, an almost identical number to Year 1.

Hard to Place Children who have had families identified

Table 2.2



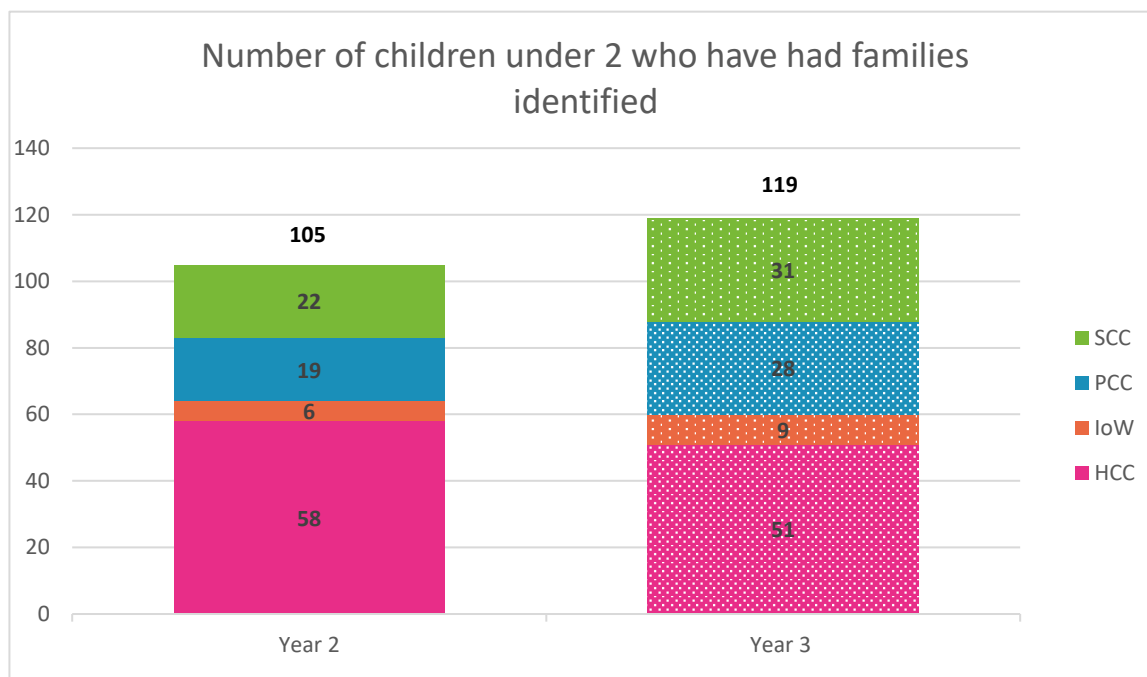
Commentary:

- Of the 220 children who had families identified during Adopt South’s third year, **117** were Hard to Place, including 37 sibling groups.
- This compares to finding families for **62** children who were Hard to Place (out of the 150 children) in Year 2 and **44** (out of the 148) in Year 1.

Ages of Children who have had families identified

Number of Children under the age of 2 years

Table 2.3

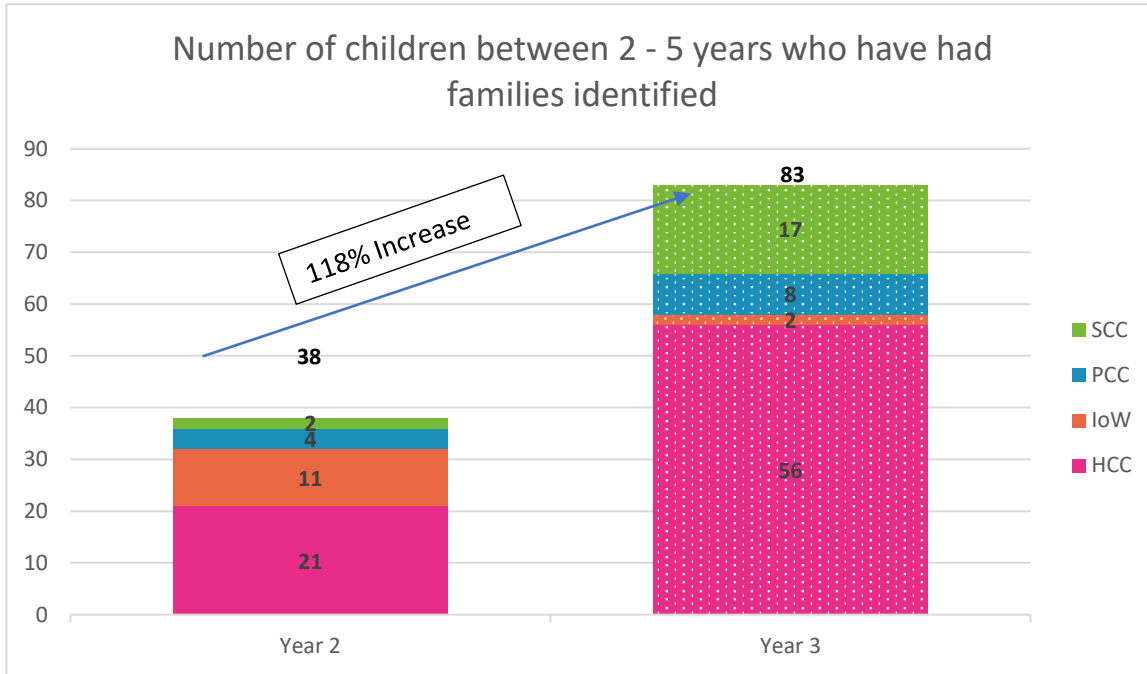


Commentary:

- **119** children under the age of 2 had families identified during Year 3.
- This compares to **105** children under the age of 2 having families identified during Adopt South's second year.

Number of Children between 2 – 5 years

Table 2.4

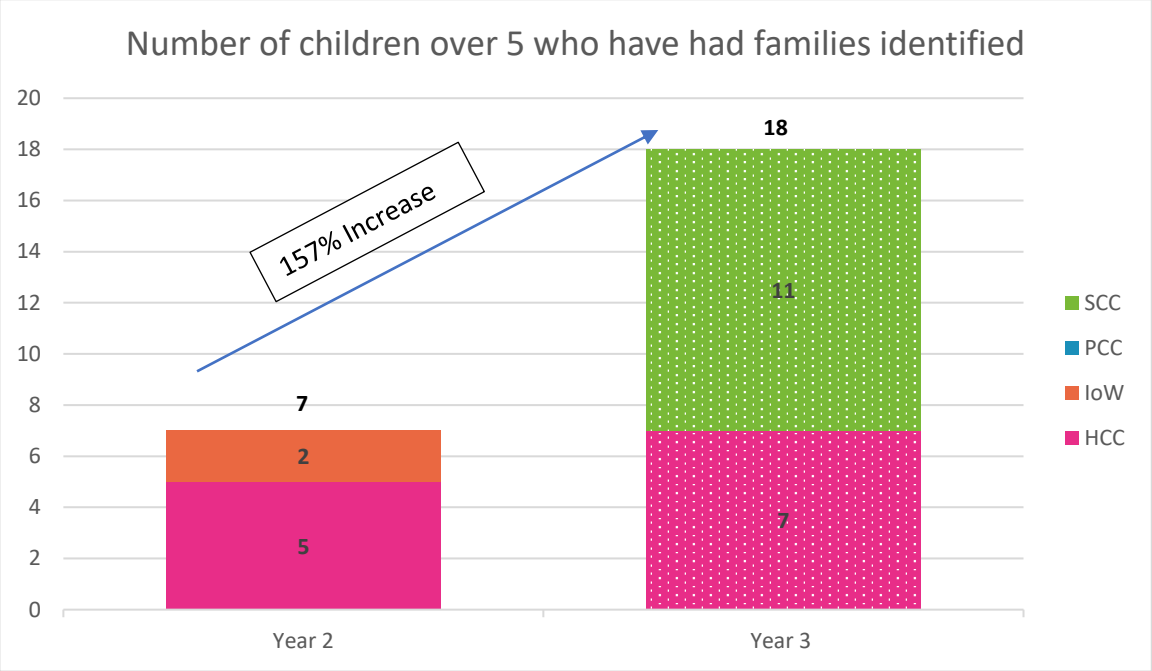


Commentary:

- **83** children between 2- 5 years had families identified during Year 3.
- This compares to **38** children between 2- 5 years having families identified during Adopt South's second year.

Number of Children over 5 years

Table 2.5

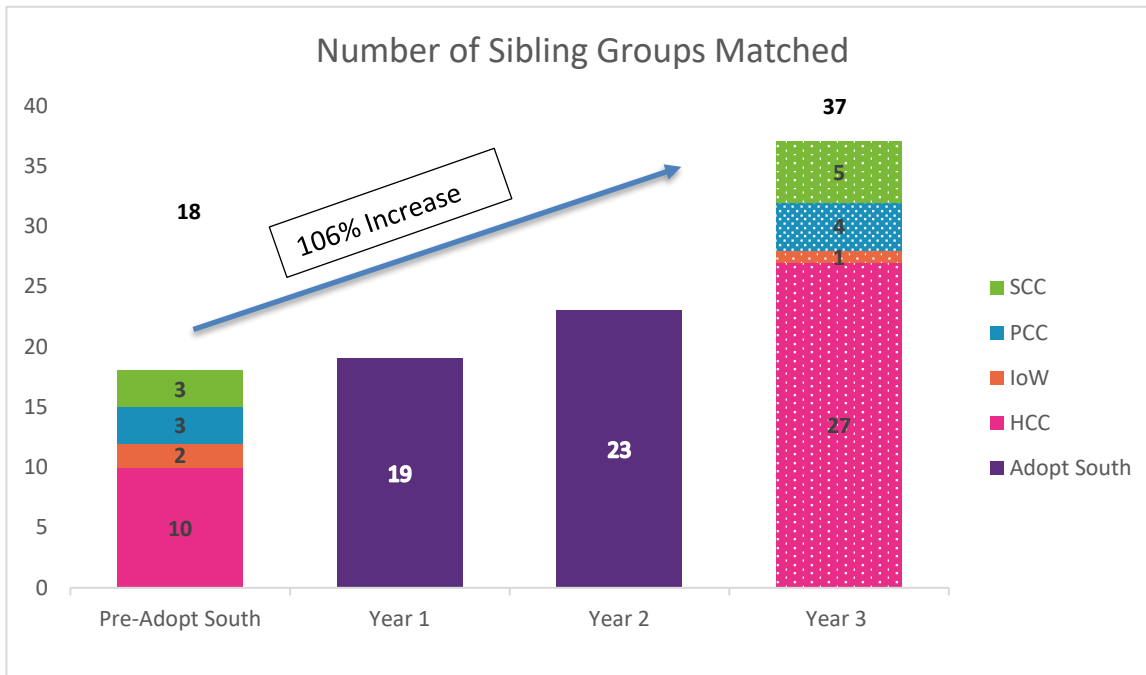


Commentary:

- **18** children over the age of 5 years had families identified during Year 3.
- This compares to **7** children over the age of 5 years having families identified during Adopt South’s second year.

Number of Sibling Groups Matched

Table 2.6

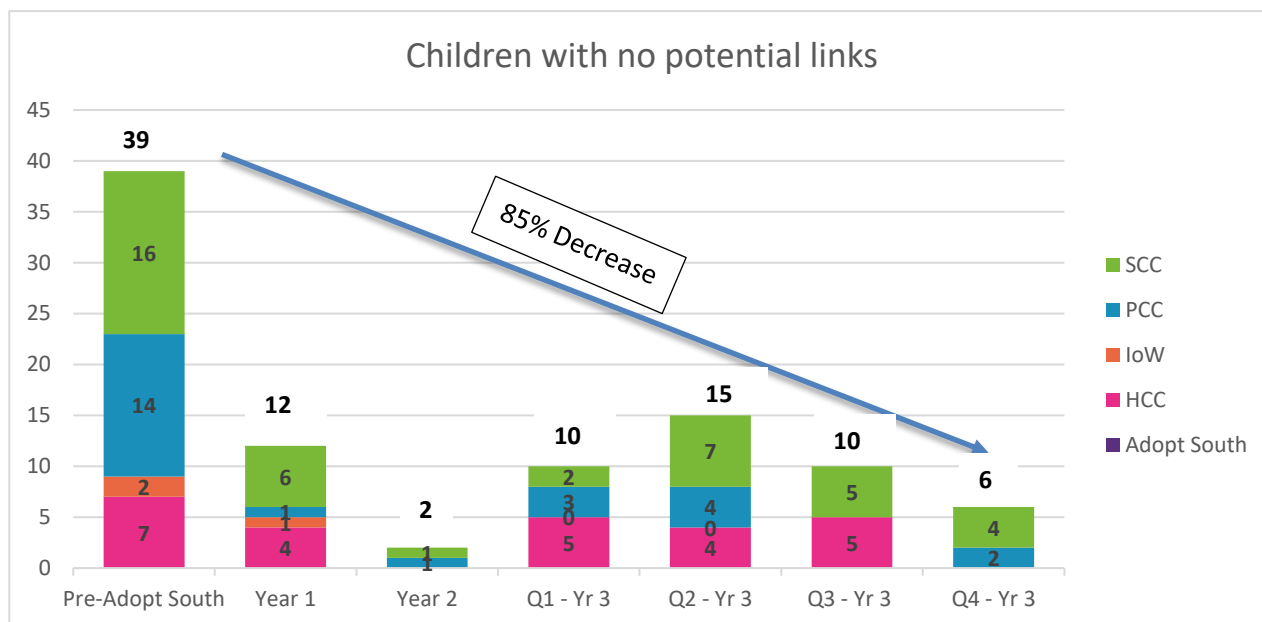


Commentary:

- There has continued to be a steady trend of increasing sibling groups, which has continued during Adopt South's third year, with **37** sibling groups being matched.
- **23** sibling groups were matched during Adopt South's second year and **19** in our first year.
- There is a significant challenge nationally to recruit adopters for siblings.
- Additional costs include a higher need for Adoption Support.

Children with no potential links

Table 2.7

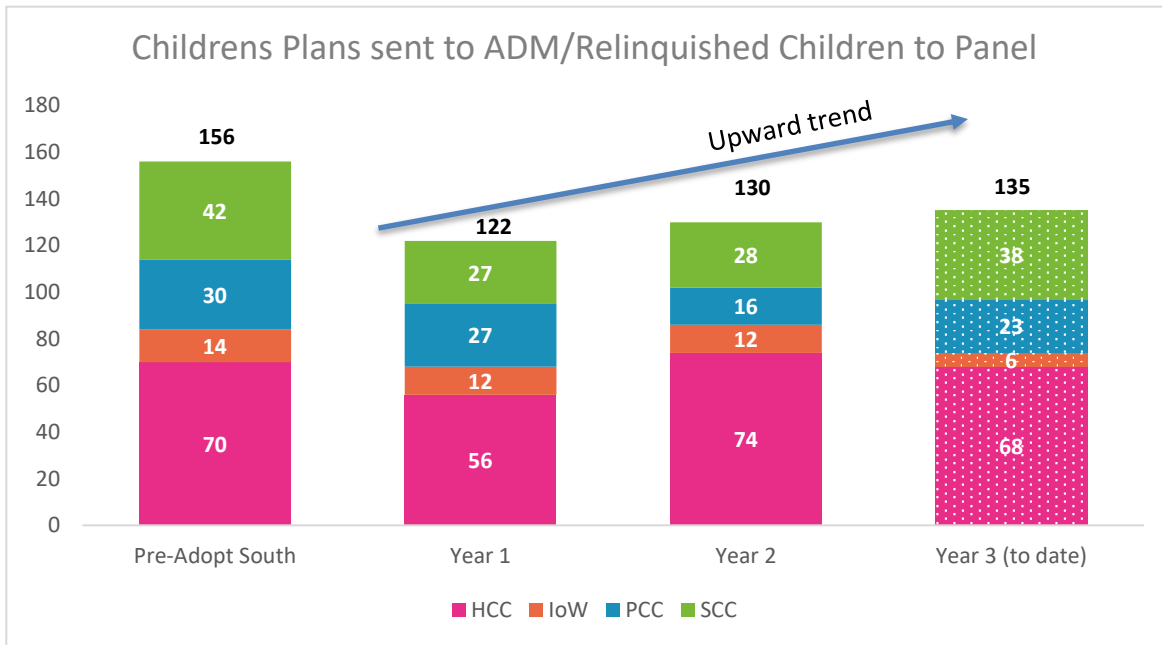


Commentary:

- At the inception of Adopt South, there were 39 children who had no potential matches. This reduced to 12 at the end of Year 1 and to just 2 at the end of Year 2, an average reduction of 82%.
- At the end of Q2 - Year 3, this increased to 15, primarily due to the high number of sibling groups who had been referred to Adopt South during this quarter. However, the strategies implemented within recruitment, family finding, Stage 1 and Stage 2 have had a positive impact and the number of children without potential links reduced to 10 at the end of Q3, seeing 11 sets of siblings proceeding to confirmed matches, and 6 at the end of Q4.
- Of those waiting with no potential link, there is a sibling group of two children, where one child has a life limiting condition, and a 5-year-old girl, who has developmental delay.
- ***The recently published ASBLB data (April 2020- March 2021) shows that Adopt South had the lowest number of children waiting out of all 31 RAA's.***

Children’s Information: Children’s Plans to Adoption Order Children’s Plans referred to ADM/Relinquished Children to Panel

Table 3.1

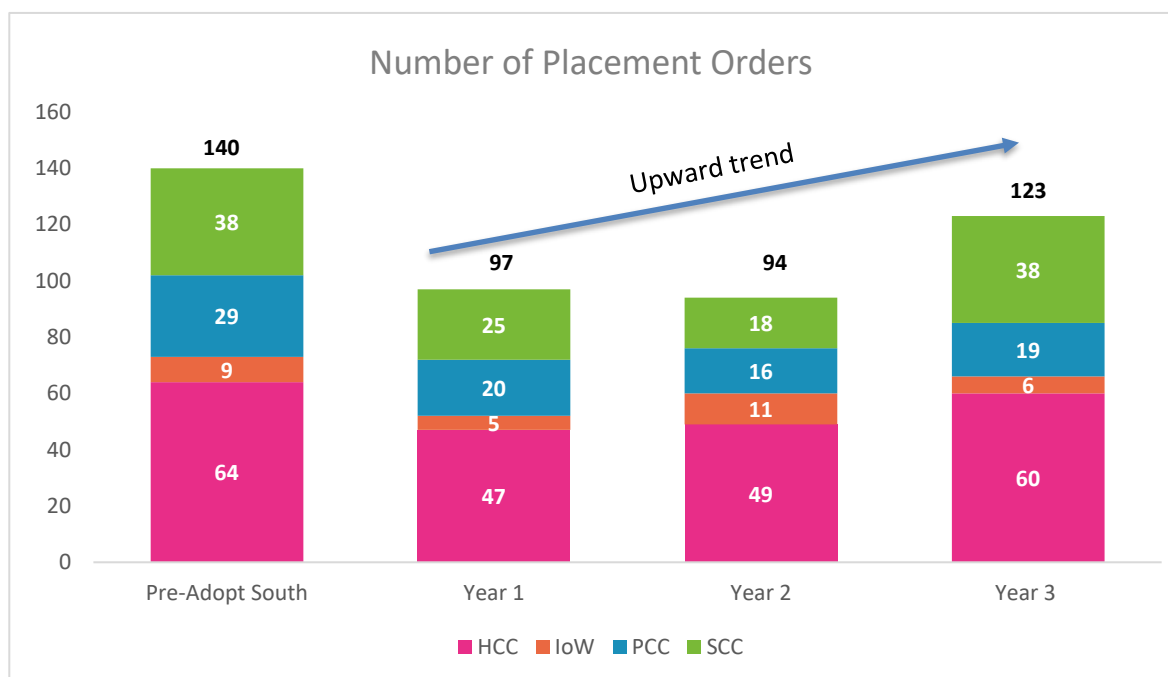


Commentary:

- 135 Children’s Plans were referred to ADM/Relinquished Children to Panel, during Adopt South’s third year.
- Although there was a reduction in Children’s Plans in Year 1 as was the national trend, Year 2 saw a rise. Adopt South’s third year has continued to see a rise, with SCC’s numbers seeing a particularly steep increase.
- Year 2 saw a rise especially for HCC from Year 1 to Year 2 of 41%.
- The LA Children’s Adoption Teams have continued to report an increase in Parallel Planning and a further increase in Children’s Plans is likely to follow.

Summary of Placement Orders

Table 3.2

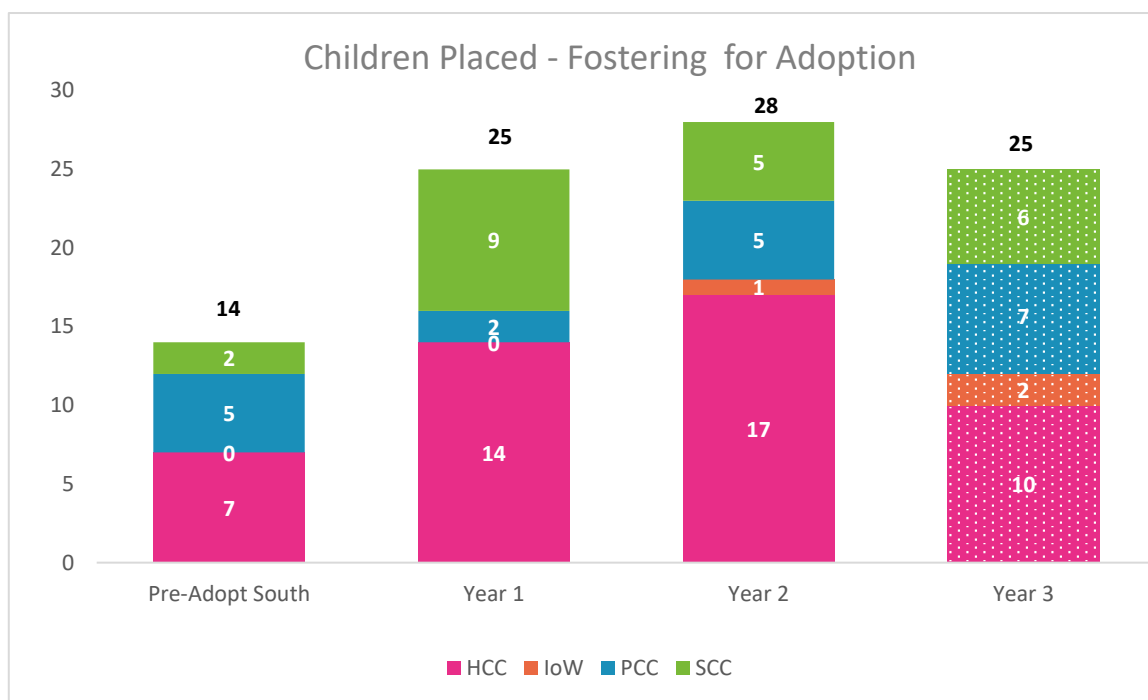


Commentary:

- As expected, there has been a significant increase in Placement Orders being granted during Adopt South’s third year.
- HCC and SCC have seen especially high numbers with 60 Placement Orders being granted in HCC and 38 in SCC.
- COVID had impacted on the courts and cases had been delayed, which had led to Placement Orders not increasing in line with the rise in Children’s Plans. The LA Children’s Adoption Teams had expected this sharp rise.
- The LA Children’s Adoption Teams are continuing to report an increase in Parallel Planning and a further increase in Children’s Plans and Placement Orders are likely to follow.

Children Placed- Fostering for Adoption

Table 3.3

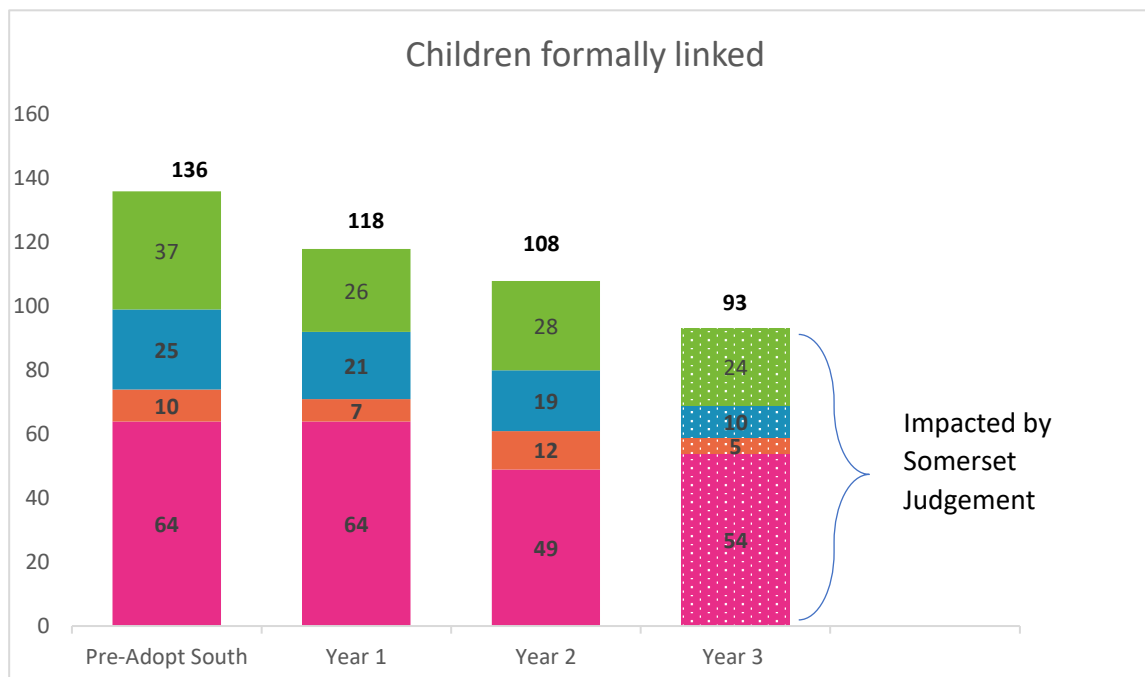


Commentary:

- 25 children were placed in a FfA placement during Adopt South's third year.
- Although numbers have been a little lower during Year 3, there has been overall a continued rise in children being placed in Fostering for Adoption placements since the start of Adopt South.
- The impact for the LA is a freeing up of fostering placements and a reduced cost. (IFA- £44,194; In-house - £23,161).
- ***The ASGLB data (April 2020- March 2021) shows that last year only two other RAA's placed more children in FfA placements than Adopt South.***

Children formally linked

Table 3.4

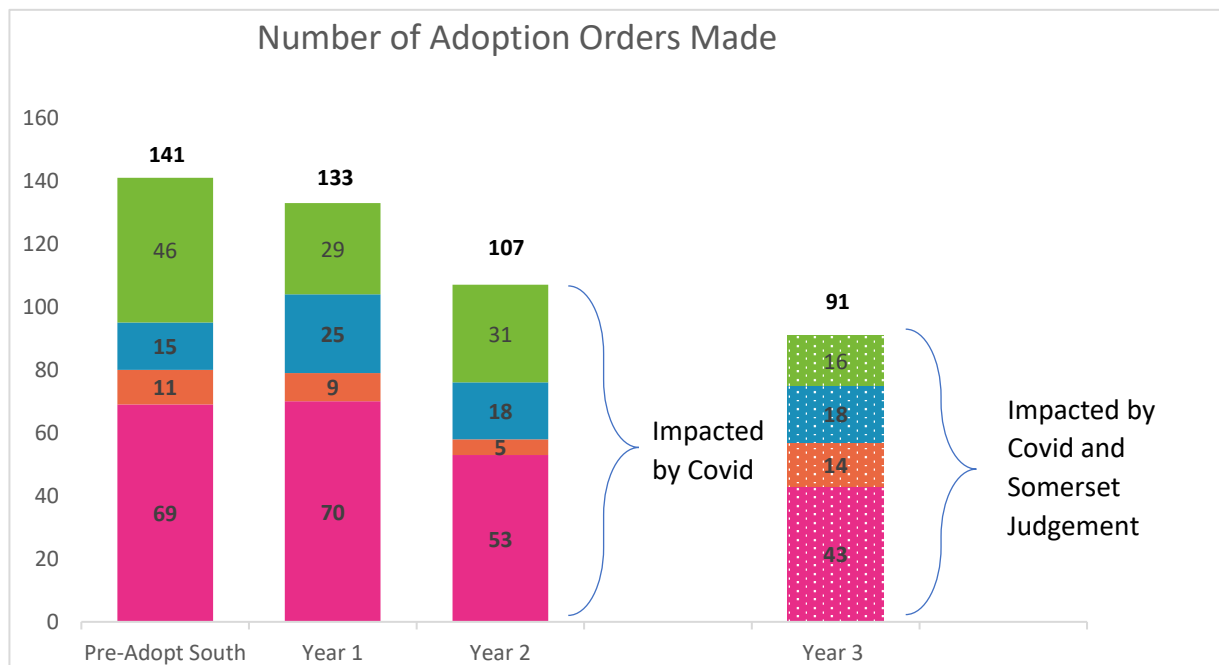


Commentary:

- 93 children were linked with 77 adoptive families during Adopt South' third year.
- The number of children linked has been impacted by the Somerset Judgement. In total, there were 18 cases paused for 19 children. These will be presented to Panel in Q1 of Year 4.
- This compares to 118 children linked with 104 adoptive families in Year 1 and 108 children linked with 96 adoptive families in Year 2.
- ***Since the launch of Adopt South, therefore, 167 HCC children have been linked; 24 IOW children; 50 PCC children; 78 SCC children. A total of 319.***

Adoption Orders

Table 3.5

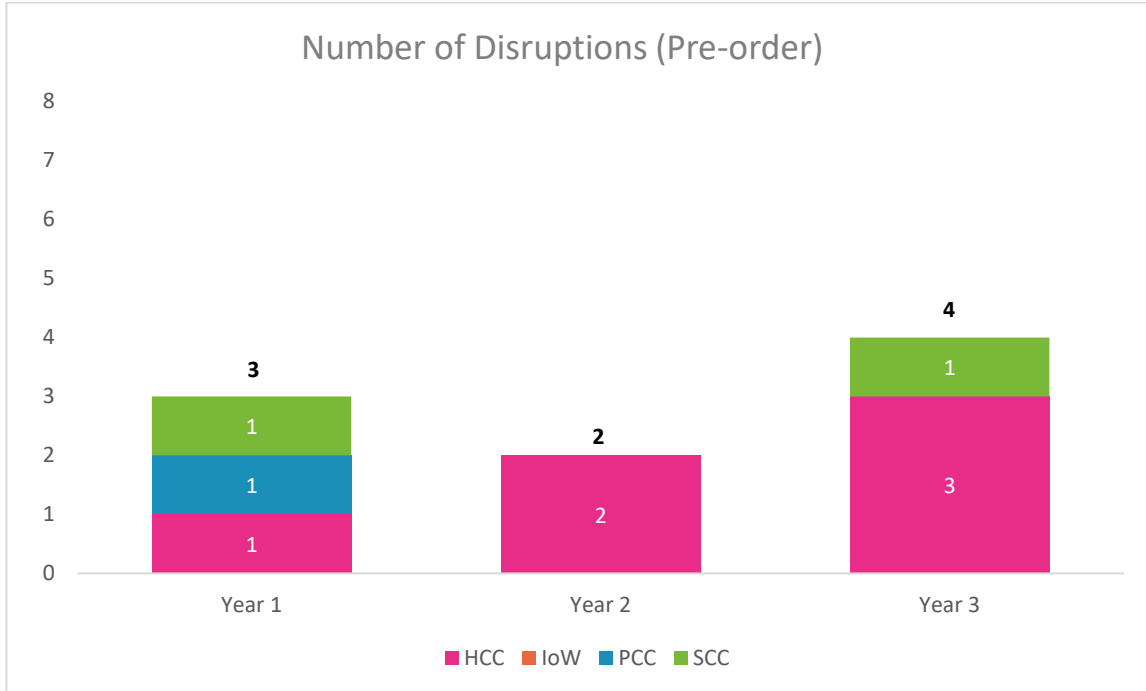


Commentary:

- Adoption Orders have continued to be impacted by COVID and the courts only holding bi-monthly hearings.
- The number of Adoption Orders has also been impacted by the Somerset Judgement and cases being paused.

Disruptions - Pre-Adoption Order

Table 3.6



Commentary:

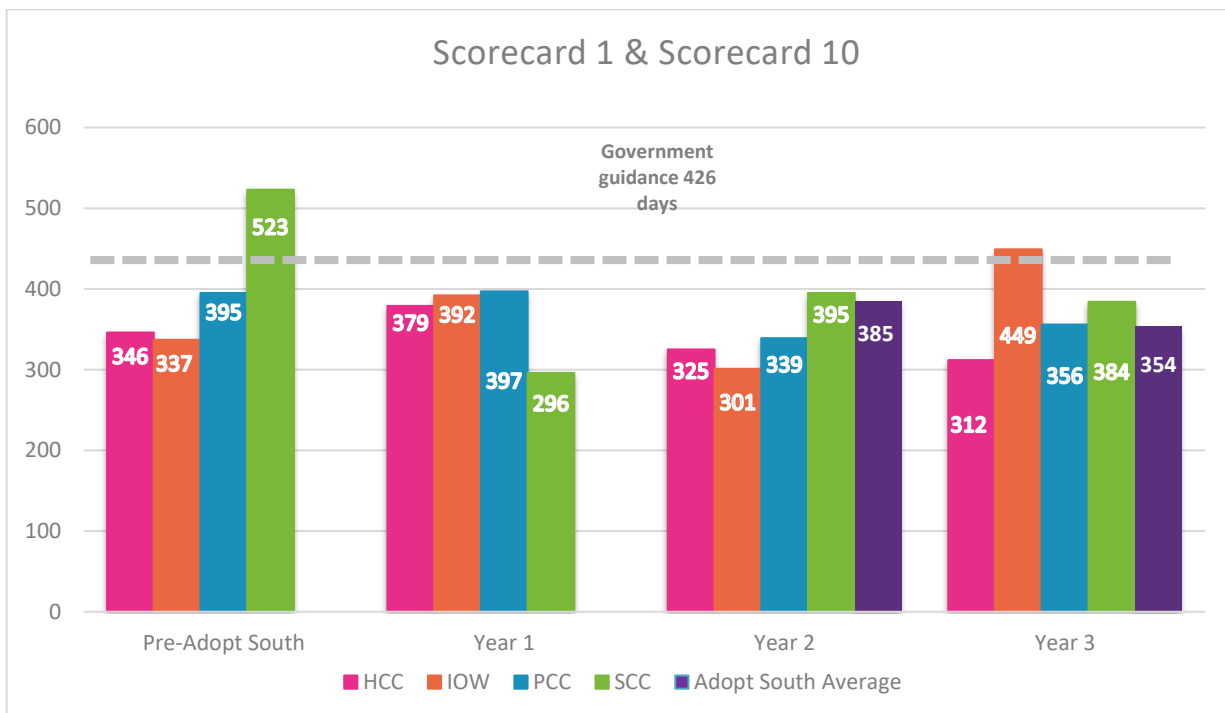
- There have been 4 disruptions (1 sibling group of 2 and 2 single children) during Adopt South's third year.
- A further sibling group of two remained with their adopters and although the placement didn't disrupt, they had their care plan changed as the Prospective Adopters no longer felt able to adopt them.
- There were 2 disruptions during Adopt South's second year and 3 disruptions during Adopt South's first year.
- There have, therefore, been 9 disruptions since the launch of Adopt South, a disruption rate of 2.82% (9/319 children linked). Comparisons show that this is low, ie, HCC's disruption rate Pre-Adopt South was 3.1% (2/64 children linked); One Partnership RAA who are a similar size to Adopt South have advised of a 4.4% disruption rate in their first year (2020/2021), 4/96 children linked.

Comparison of Scorecard 1/Scorecard 10

Scorecard 1 - Average Time between the child entering care and moving in with their adoptive family. (no longer used)

Scorecard 10 - Average Time (in days) between a child entering care and moving in with their adoptive family, adjusted for foster carer adoptions, for children who have been adopted, and for Fostering for Adoption placements.

Table 3.7



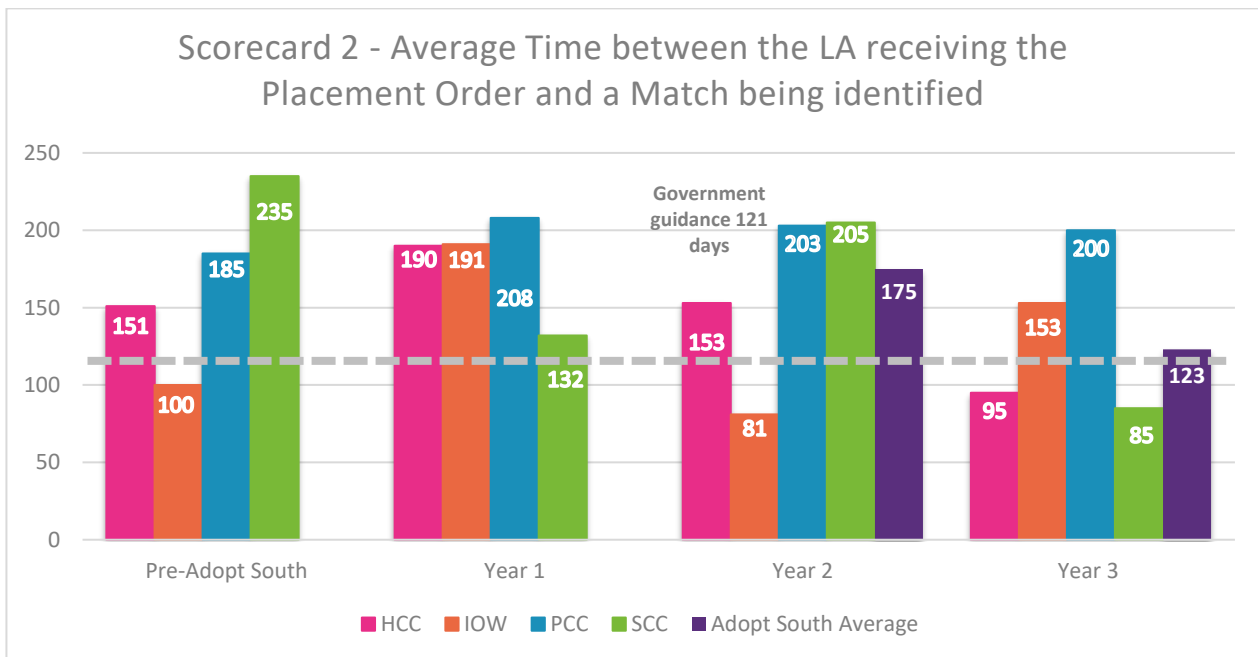
Commentary:

- Scorecard 1 has now been superseded with Scorecard A10. This new scorecard has been adjusted from Scorecard 1 to take into account foster carer adoptions and FfA placements.
- During Adopt South’s third year, all the Local Authorities for Scorecard 10, averaged scorecards well below the government’s guidance, with the exception of the Isle of Wight, who averaged just 23 days above the government’s guidance. Hampshire and Southampton continued to see an improvement on the low scorecards last year.
- The higher timescale for the IOW was due to one of the children who had an Adoption Order having cerebral palsy and it taking longer to find a family for him. The good news is that a family was found, and the Adoption Order has been made.
- Adopt South’s Year 3 saw an overall average across the 4 Local Authorities of 354 days for Scorecard 10, well below the government’s guidance.

- Average timescales were well within the government guidance for all 4 LA's during Adopt South's first and second year. The 4 LA's together averaged 385 days in Year 2, significantly under the government guidance.
- SCC averaged timescales outside of the government expectation Pre-Adopt South.
- ***The ASGLB data (April 2020- March 2021) shows that out of the 31 RAA's, Adopt South was one of just 8 who averaged Scorecard 1 under the government guidance last year.***

Comparison of Scorecard 2

Table 3.8



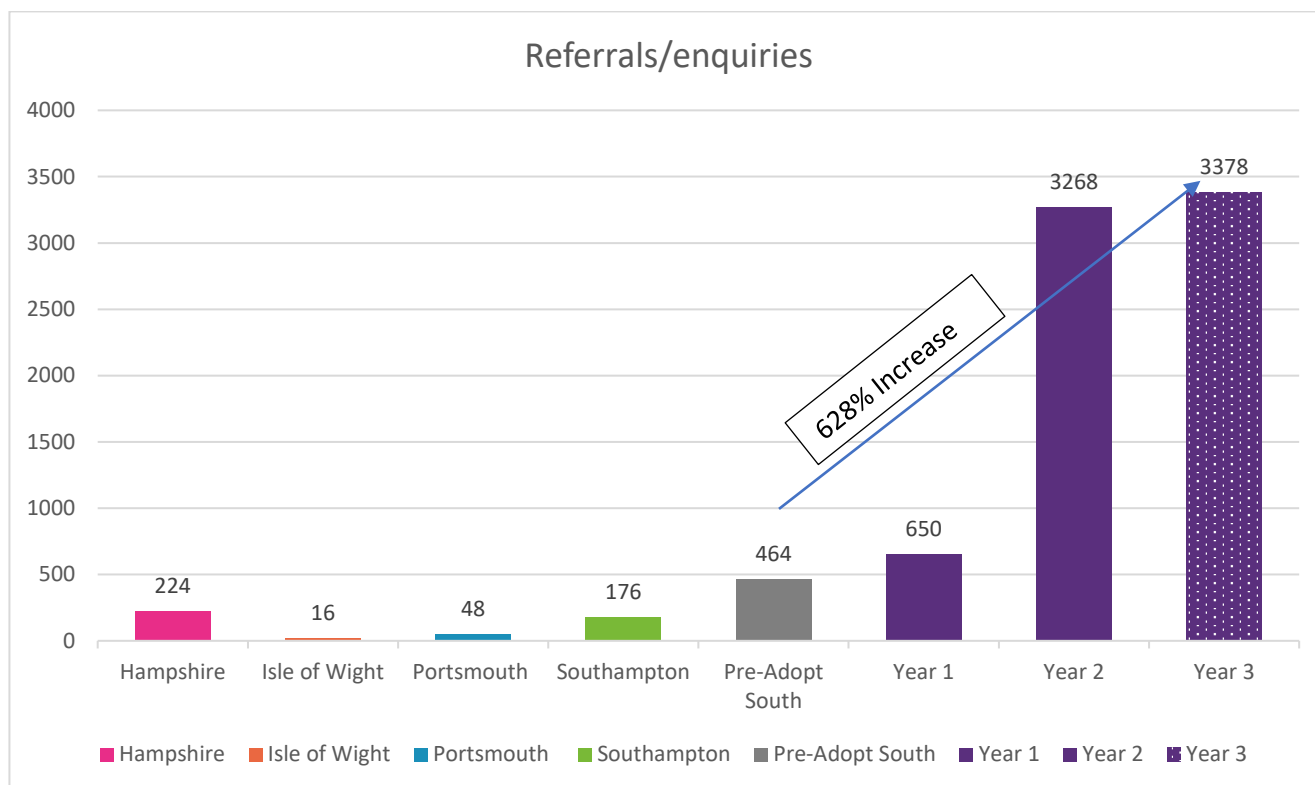
Commentary:

- During Adopt South’s third year, Hampshire and Southampton averaged scorecards well below the government’s guidance. The slightly higher scorecards for the Isle of Wight and Portsmouth reflect the hard to place children who although it took longer, families were found.
- Hampshire, Portsmouth and Southampton continued to see an improvement on their scorecards last year.
- Year 3 saw an average across the 4 Local Authorities of 123 days, just 2 days outside of the government’s guidance. This compares to 175 days in Year 2.
- ***The ASGLB data (April 2020- March 2021) shows that none of the 31 RAA’s averaged timescales within the 121 days and there were only 5 RAA’s who averaged timescales lower than Adopt South.***

Adoption Support- Activity

Referrals/Enquiries to Adopt South’s Advice and Support Line

Table 4.1

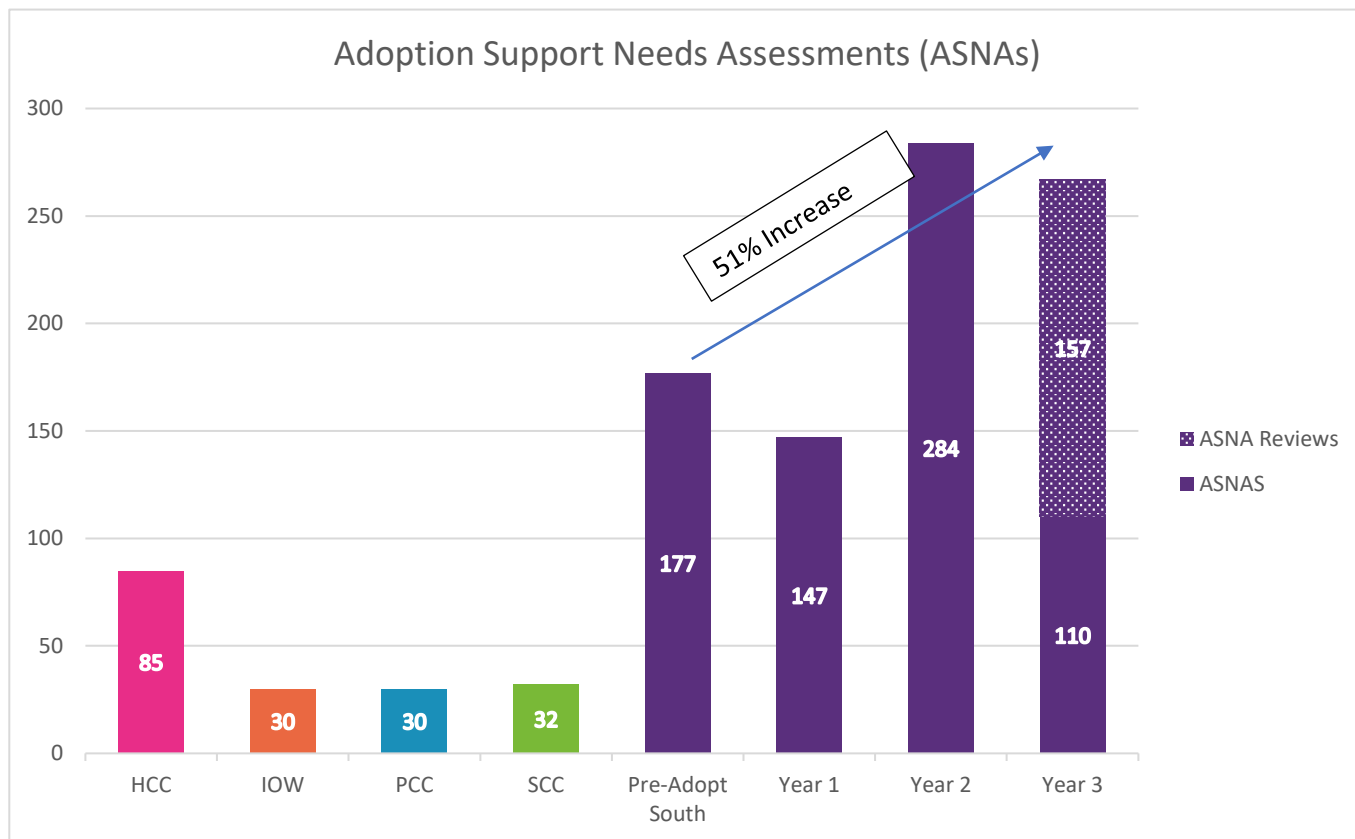


Commentary:

- During Adopt South’s third year, there were **3,378** enquiries to the Advice and Support Line. This is a slight increase of 3% on last year, which does suggest that the enquiries are stabilising.
- Referrals and enquiries increased by **40%** in Year 1 of Adopt South when compared to the previous year’s activity, and subsequently increased by **402%** in Year 2. (There were **3,268** enquiries in Year 2, compared to just **650** in Year 1)
- The implementation of a new DUTY system for Year 4 will provide the opportunity for further analysis of the enquiries coming into each part of the service.
- Increased demand on services due to COVID-19 and lockdowns.
- Increased awareness of Adopt South as a Regional Adoption Support Provider to both families and professionals.
- Increased preventative offer (universal services) has resulted in additional enquiries.

Adoption Support Needs Assessments (ASNA's), including ASNA Reviews

Table 4.2

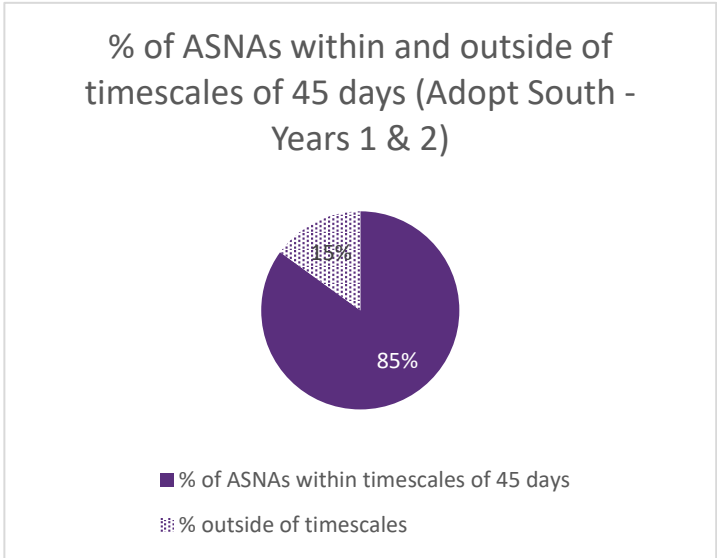
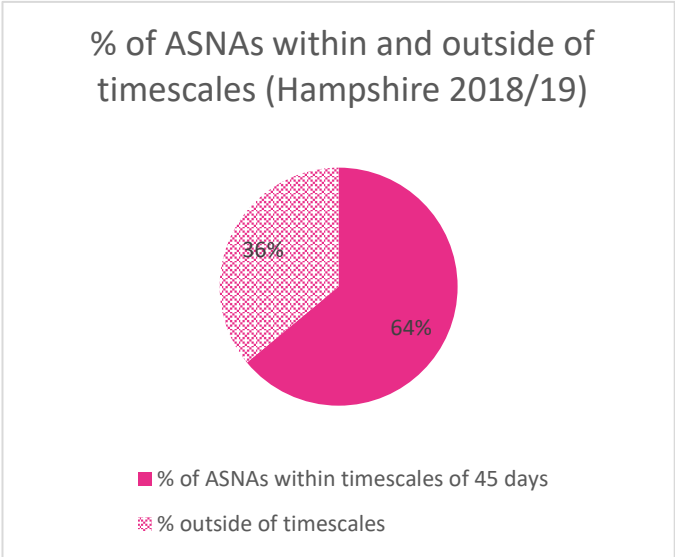


Commentary:

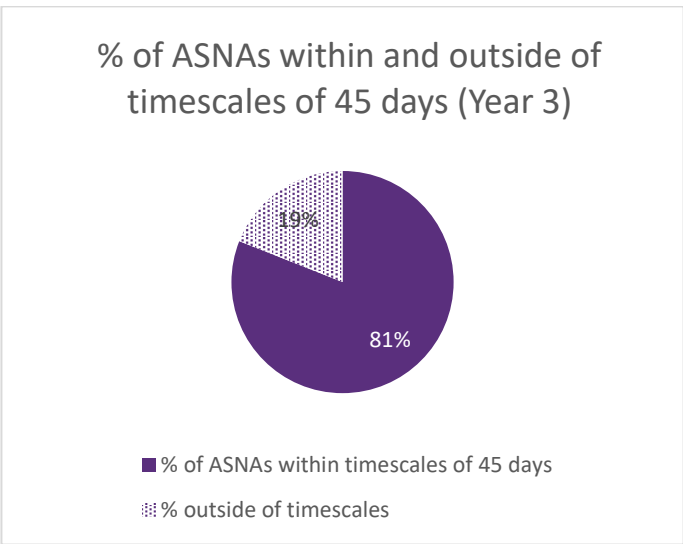
- During Adopt South's third year, 267 ASNA's and ASNA reviews were completed.
- The average of new allocations was 41.3 per quarter, 165 in total. 141 new Adoption Support Needs Assessments, an average of 35.3 per quarter, were allocated during Adopt South's second year and 147, an average of 36.8 per quarter, during Year 1.
- There has been an increase of 17% in new allocations between Year 2 and Year 3. This is due to the end of the pandemic, and the announcement of the ASF being extended for another 3 years.
- There has been a reduction of 8% in the overall number of ASNA's completed, when compared to Year 3. Further work is planned in Year 4 to take a deeper dive into open cases to understand the factors impacting on this reduction.

Adoption Support Needs Assessments – Timescales

Table 4.3



Hampshire was the only Local Authority measuring timescales prior to Adopt South

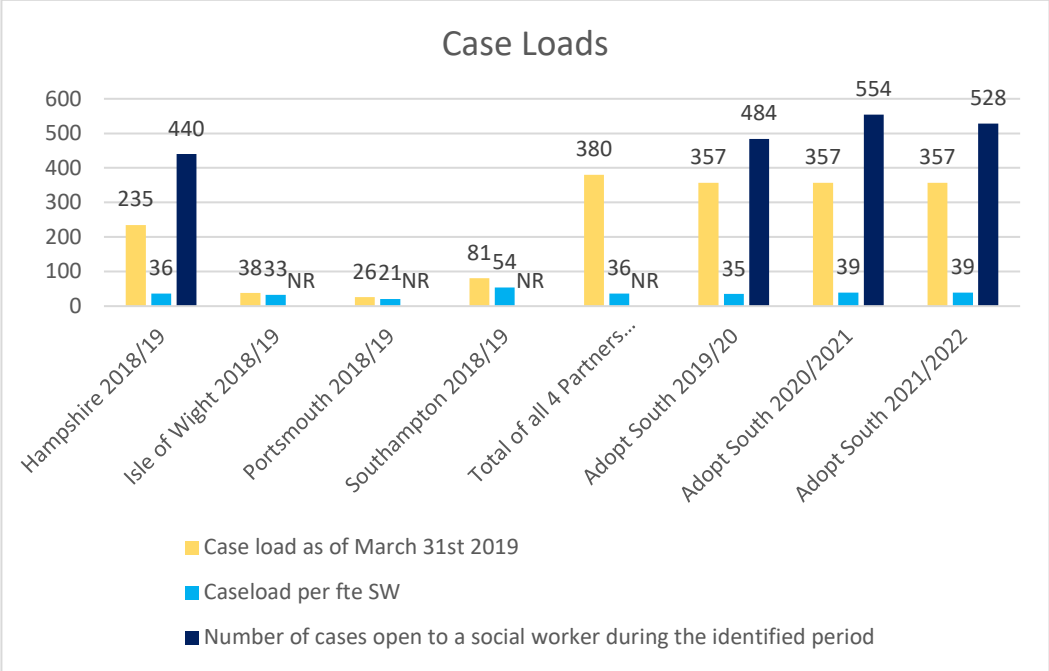


Commentary:

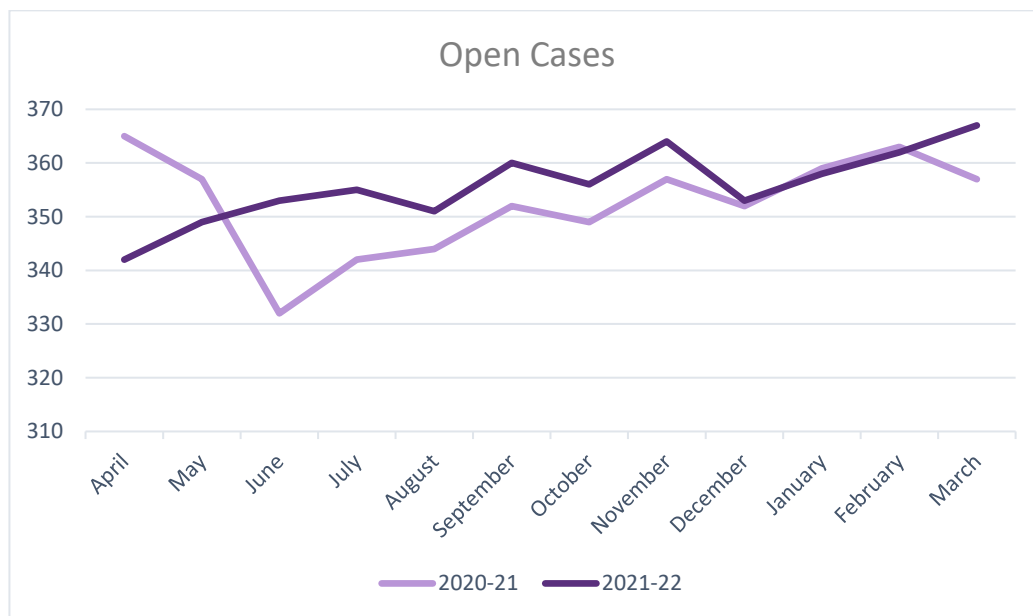
- During Year 3, **81%** of ASNA's were completed within the 45-day timescale, meeting the target of **80%** being completed within 45 days.
- This timely response to assessment and support reduces the number of cases that escalate to statutory teams across our partnership.
- The provision of the comprehensive adoption support offer reduces the risk of post adoption breakdowns and children returning to care.
- Adopt South's combined rate of post adoption breakdowns in Year 2 was **0.6%**, which was **81%** lower than the national average of **3.2%**.

Adoption Support – Caseloads

Table 4.4



Adoption Support – Caseloads (Cont'd)



Commentary:

- In Year 1, the demand for Adoption Support Needs Assessments (ASNA's) was lower than predicted, due to the increase in universal adoption support services.
- The increase in demand for ASNA's in Year 2, is attributed to COVID-19; Q1 had 17 requests during the first national lockdown, and Q4 had 40.
- Caseloads per FTE social workers reduced for SCC, HCC and IOW in Year 1.
- A reduction in posts in Year 2 resulted in increased caseloads.
- Whilst the number of open cases within each quarter has remained relatively stable, the overall number of cases within one year increased 15% between Year 1 and 2.
- In Year 2, **554** children and young people were open to a social worker in the Adoption Support Team and accessed an adoption support plan.
- In Year 3, **528** children and young people were open to a social worker and accessed an adoption support plan, a 5% decrease on the number of cases open in Year 2.

Adoption Support Offer - Comparison Table

Table 4.5

	HCC	IOW	PCC	SCC	Adopt South
Dedicated adoption support duty line during office hours	✓				✓
Mentor system for post adoption parents	✓				✓
Virtual Reality	✓				✓
One off consultations- 36 across the county/region	✓				✓
Video Interaction Guidance	✓				✓
Educational Psychologist Consultation	✓	✓			✓
Support Groups	✓	✓	✓		✓
Adolescence 2 session programme -3 hours each				✓	✓
Understanding your child's world through play				✓	✓
Life story workshop	✓		✓	✓	✓
Managing challenging behaviour (bite size)				✓	✓
Therapeutic Parenting (bite size)				✓	
FASD Workshop (bite size)				✓	✓
Education Matters (bite size)				✓	✓
Feelings Workshop			✓		✓
Attachment and Trauma Bite Size				✓	✓
Talking about Adoption (bite size)			✓		✓
Internet safety (bite size)				✓	✓
Secondary Trauma (bite size)				✓	✓
Sensory Workshops			✓		✓
Theraplay workshop	✓				✓
Stay and Play sessions	✓				✓
Soft Play exclusive use	✓				✓
Social events for adoptive families	✓	✓	✓	✓	✓
Groundworks Fusion activities for young people - on average 3 a month	✓				✓
Parenting Programmes					
<i>Adopting Changes</i>	✓				✓
<i>Trauma Course</i>	✓				✓
<i>Knowing Me, Knowing You</i>	✓				✓

Commentary:

- Economies of scale have resulted in a significantly increased offer across the region.
- The universal and targeted offers have been increased to improve preventative services which has resulted in a number of families accessing support without the need for an ASNA.
- The offer has been developed with the consideration as to sustainability beyond the Adoption Support Fund. This has included creating revenue from therapeutic parenting programmes to invest in the training of additional facilitators.

- The provision of more local placements for LA's does mean there will be more families to support. There will be a reduction in the number of children placed in other areas meaning our responsibility to support these families will continue beyond three years.

Universal Services delivered in 2021/22

Table 4.6

Service	Quarter 1	Quarter 2	Quarter 3	Quarter 4
Advice and Support Line (emails and calls)	998	982	906	492
Resources sent to the database	2	3	3	2
Virtual Q&A / Chat Sessions	3	2	2	3
Parent Support Groups	4	3	5	6
Virtual Consultation Sessions	8	12	8	8
Families receiving mentor support	23	21	30	27
Workshops				
Setting Screen Time and Surviving Social Media Workshop	0	1	1	1
Attachment: Strengthening Relationships Workshop	0	2	0	1
Theraplay Workshop	1	0	1	1
Understanding Sensory Regulation Workshop	0	1	1	1
Terrific Teens Workshop	1	0	1	1
Our Lives Our Stories Workshop	1	0	1	1
Parenting Programmes				
Caring for Children who have Experienced Trauma				
Knowing Me Knowing You Programme				
Nurturing Attachments Programme			1	1
Adopting Changes Programme	2	1	1	0
Education Psychologist Support				
Educational Psychologist Consultations	15	11	8	15
Video Interaction Guidance	11	4	3	0
Family Activities				
Under 5's Stay and Play Sessions	2	3	3	4
Soft Play Exclusive Use Sessions for under 12's	0	1	1	2
Groundworks Fusion Activities for young people	9	9	7	9
Social Events for Adoptive Families	0	0	0	0

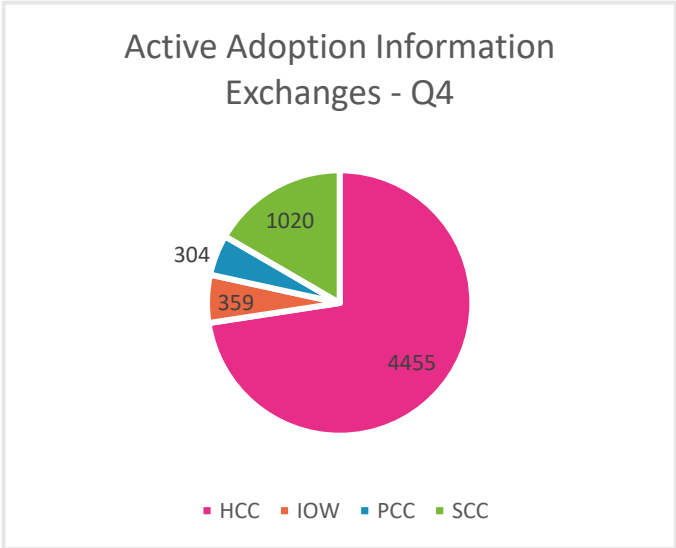
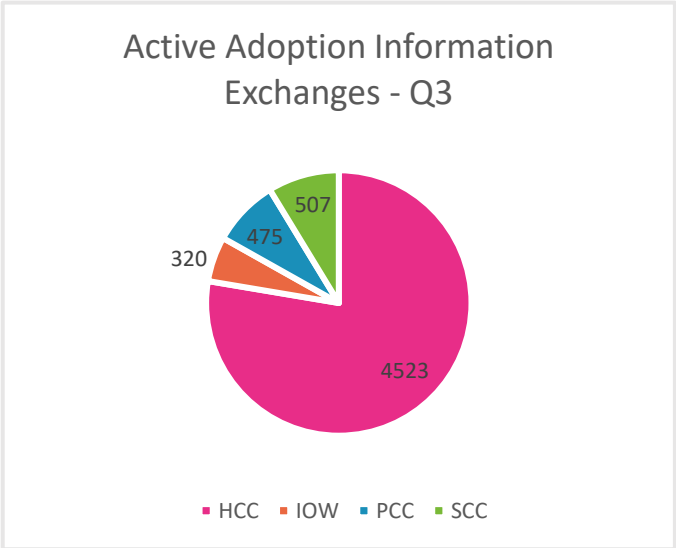
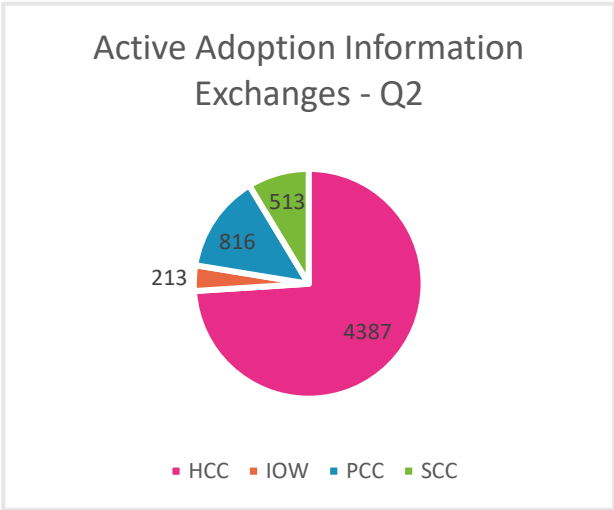
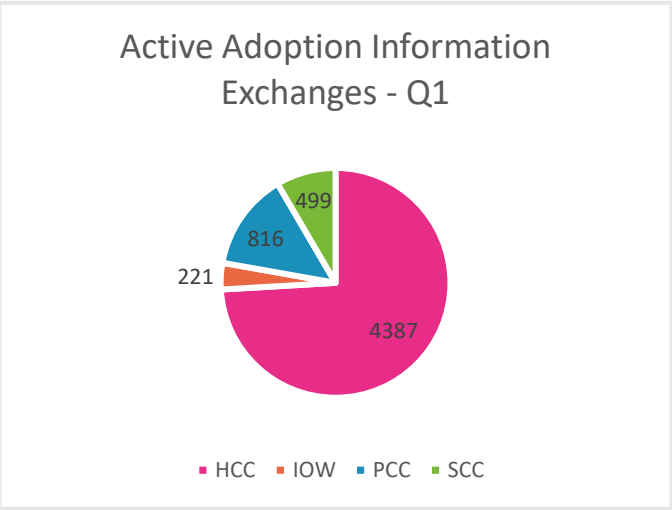
Commentary:

During Year 3;

- **115** adoptive parents attended a workshop
- **44** adoptive parents attended a Coffee and Chat
- **26** of the **37** available consultation slots were used
- **21** adoptive parents attended a Face-to-Face support group
- **296** places have been used by children and young people attending one of the Groundwork Fusion activities for young people
- **49** Educational Psychologist consultations have been provided
- **18** Video Interaction Guidance packages have been allocated.

Adoption Information Exchange

Table 4.7



Commentary:

- Adoption Information Exchange came into scope of Adopt South in Year 3.
- At the end of Year 3 there were 6,138 active exchanges

Adoption Support for Adults

Table 4.8

	Quarter 1	Quarter 2	Quarter 3	Quarter 4
Number of enquires	68	175	157	175
Number of referrals	17	54	36	35
Number of cases allocated	42	49	48	35
Percentage of allocations in timescales	100%	100%	100%	100%
Number of cases closed	46	58	35	42
Number of open cases	115	105	118	110

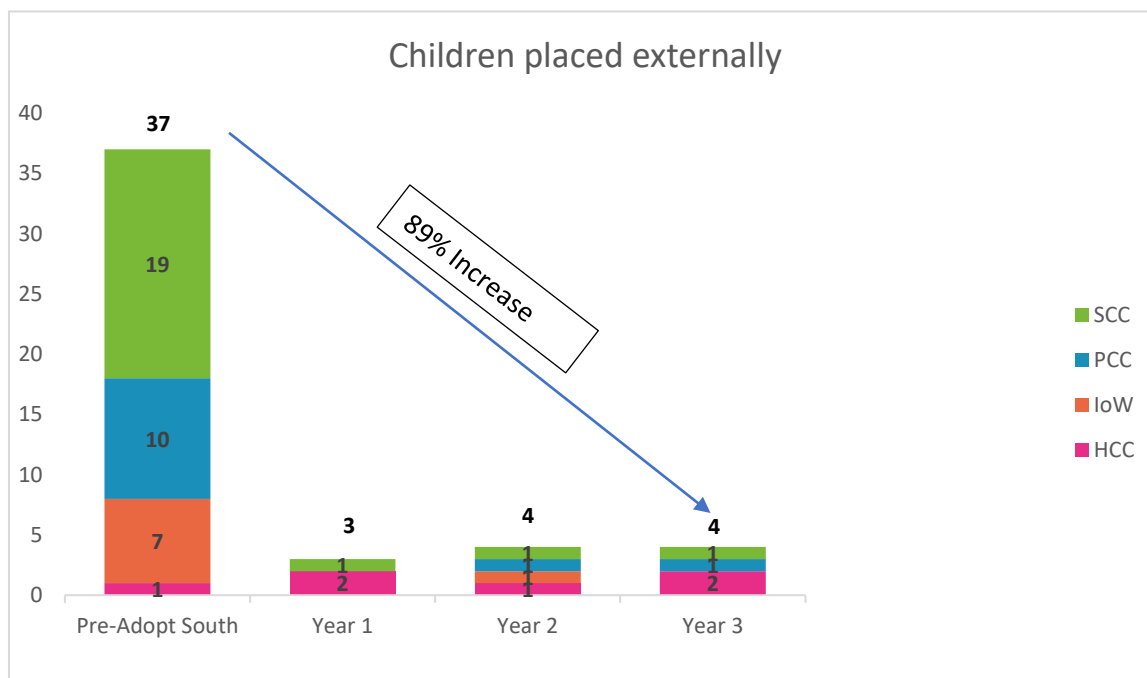
Commentary:

- Adoption Support for Adults came into scope of Adopt South in Year 3, and the chart above outlines the current activity.
- The work in this area supports adopted adults and birth relatives and those with a prescribed relationship to a deceased adopted adult, around accessing birth certificate information, access to adoption records and intermediary services.
- In Year 3, **575** enquiries were made in relation to adult work, which led to **142** new referrals. **174** cases were allocated. At the end of Year 3, there were **110** open cases.
- The work came into Adopt South “as is” and the single point of referral launched in June 2021. This accounts for the significant increase in enquiries between Q1 and Q2.
- Caseloads per FTE social worker averaged **73** in Q3 due to a vacancy.

Spending and Potential Saving Comparisons

Children Placed Externally

Table 5.1

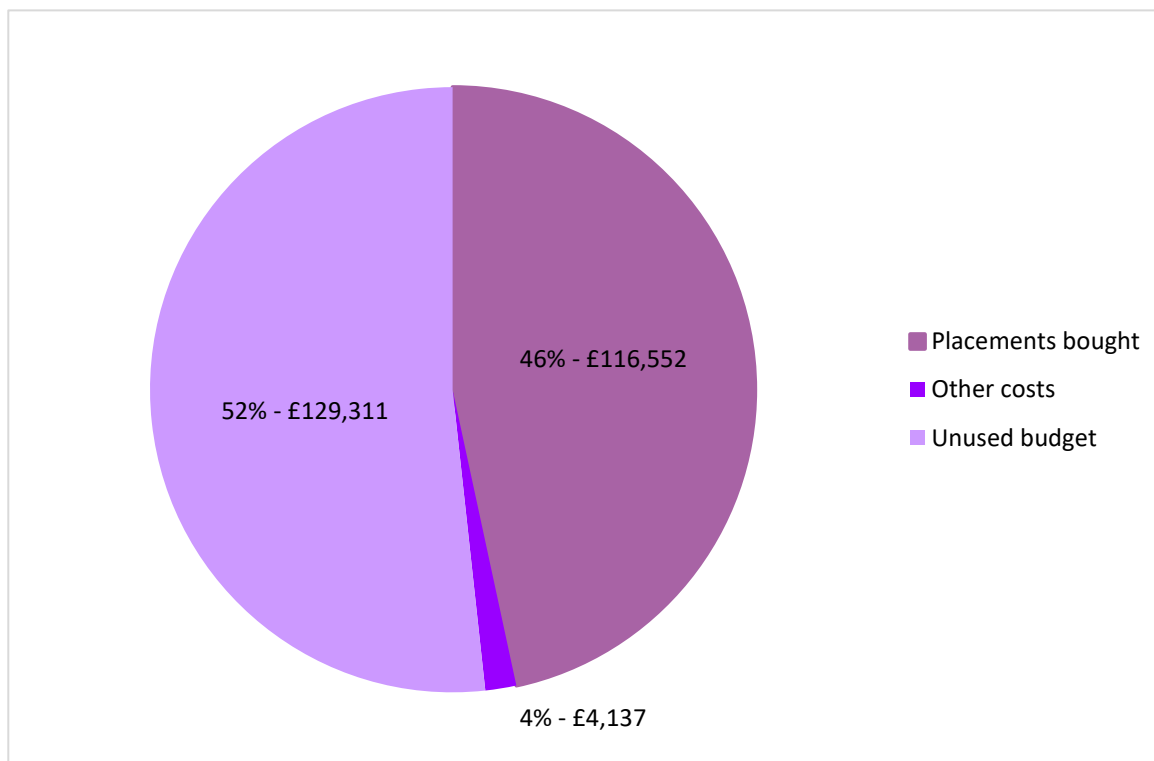


Commentary:

- 37 children were placed externally Pre-Adopt South (out of a total of 136), compared to 3 (out of a total of 118) in Year 1 and 4 (out of a total of 108) in Year 2.
- During Year 3, 4 children have been placed externally (out of a total of 93).
- **Comparisons with the other 30 RAA's show that last year, Adopt South placed more in-house than any other RAA and spent significantly less on external placements. Across the RAA's, there was an average of 31% of children placed eternally, compared to just 3.7% for Adopt South. A number of RAA's placed 50% of their children externally.**

Interagency

Table 5.2

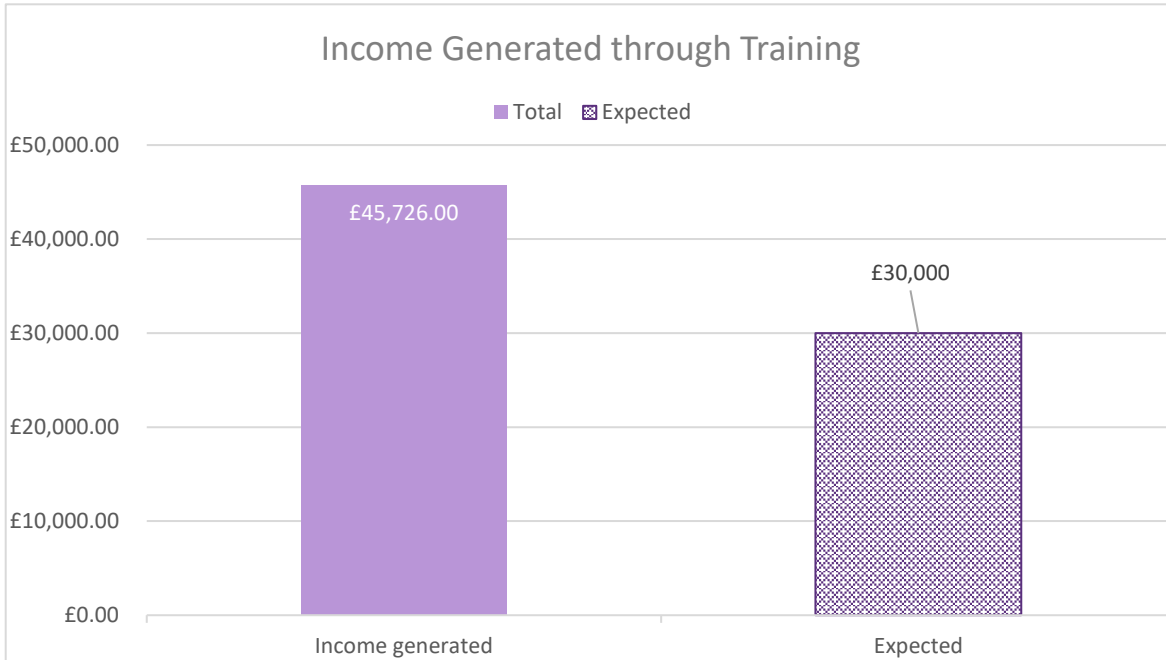


Commentary:

- The current interagency purchasing budget (£250,000) is based on approximately 8 child placements (assuming a mix of RAA's & VAA placements).
- During Quarter 1, 1 interagency placement was purchased. This was for 1 child who was placed with adopters approved by Aspire, at a cost of **£27,000**.
- During Quarter 2, a further placement was purchased from PACT at a cost of **£35,552**. There have also been additional costs of £1,800 from a placement last year, together with supervision costs of £2,337 due to court delays in the granting of an Adoption Order, which exceeded 12 months, totally **£4,137**.
- During Quarter 3, a further two interagency placements were purchased, both for 1 child with Adopt Thames Valley, at a total cost of **£54,000**.
- There were no interagency placements purchased in Quarter 4.
- The total spend in Adopt South's third year on interagency placements was **£120,689**, an underspend on the budget of **£129,311**.
- This compares with **£96,620** in Adopt South's first year (3 interagency placements), and **£121,332** in our second year (4 interagency placements).
- ***The current income target for sold adopters is £135,000, based on 5 placements of children from other RAA's with Adopt South adopters. The total income generated in Year 3 was £265,289.49, which reflected the sale of 9 Adopt South adopters for a total of 12 children from other RAA's.***

Income Generated through Training

Table 5.3



Commentary:

- There is an income target of £30,000 for the selling of training and workshops run by Adopt South staff.
- At the end of Year 3, **£45,726** of income had been generated through the selling of Adopt South's therapeutic courses - Adopting Changes and Nurturing Attachments.
- The income target at the end of Year 3 was, therefore, exceeded, by **£15,726**.